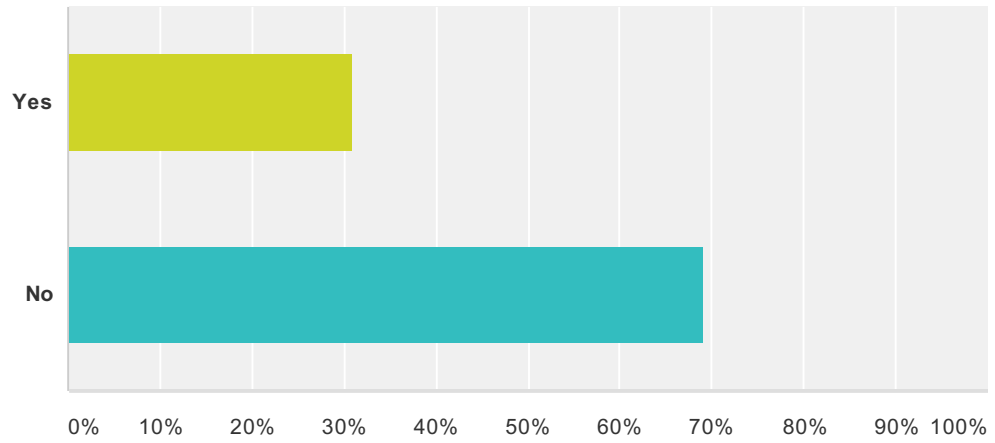


### Q1 Did you take the previous Rails hosting survey back in 2012?

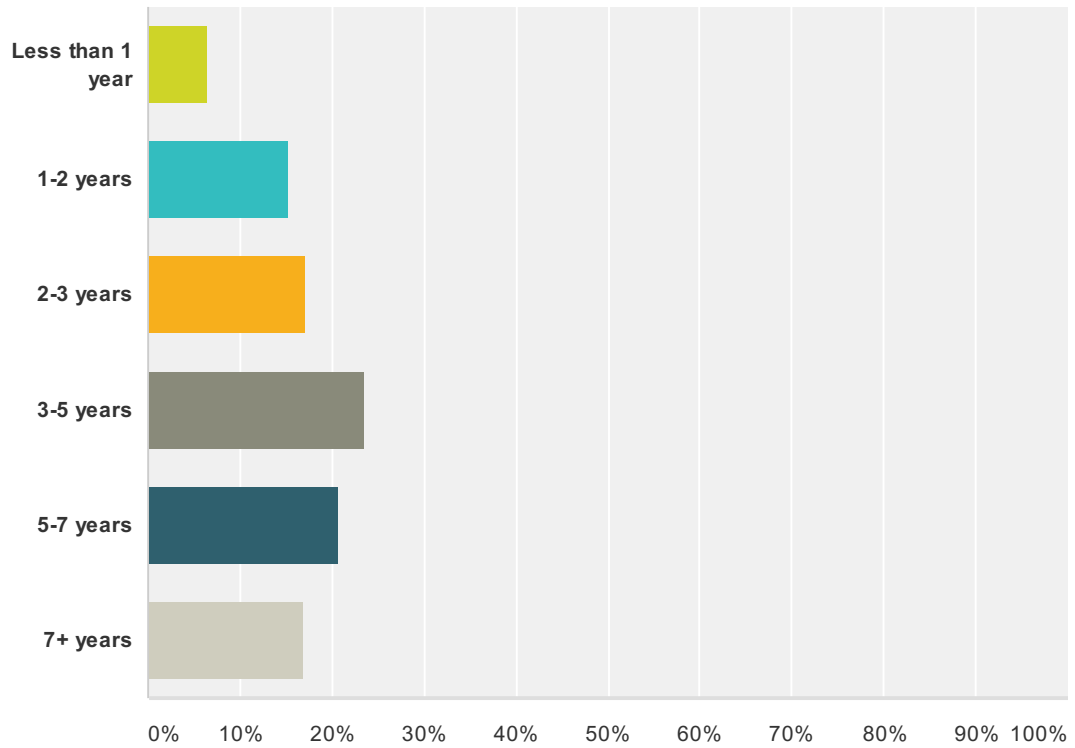
Answered: 1,300 Skipped: 11



Answer Choices	Responses
Yes	30.92% 402
No	69.08% 898
<b>Total</b>	<b>1,300</b>

## Q2 How many years have you been developing with Ruby on Rails?

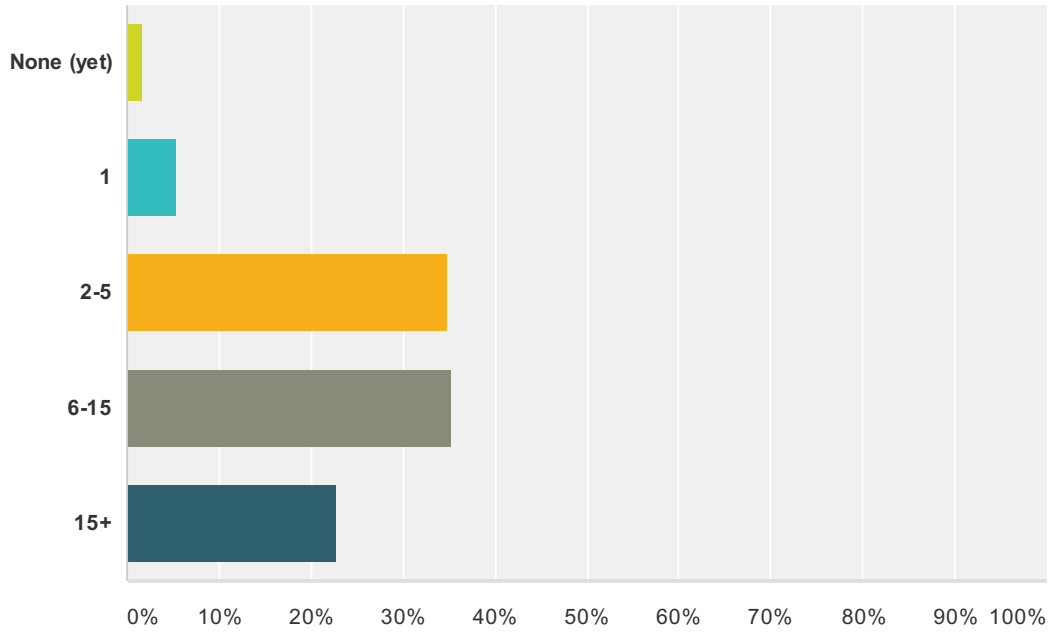
Answered: 1,309 Skipped: 2



Answer Choices	Responses	
Less than 1 year	6.49%	85
1-2 years	15.28%	200
2-3 years	17.19%	225
3-5 years	23.53%	308
5-7 years	20.63%	270
7+ years	16.88%	221
<b>Total</b>		<b>1,309</b>

### Q3 How many Ruby on Rails applications have you deployed?

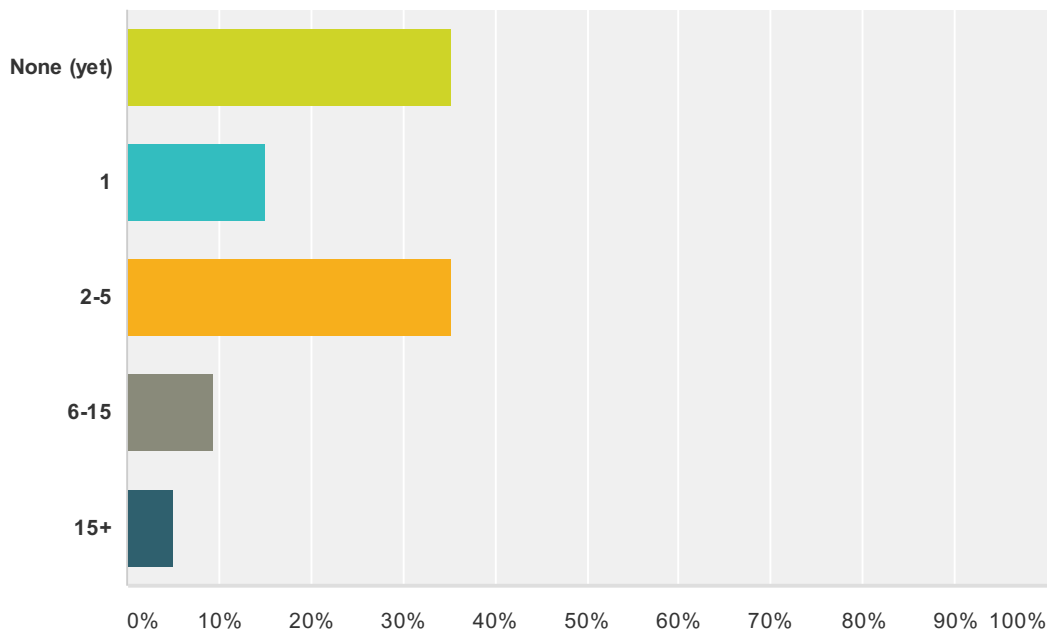
Answered: 1,303 Skipped: 8



Answer Choices	Responses	Count
None (yet)	1.61%	21
1	5.45%	71
2-5	34.92%	455
6-15	35.30%	460
15+	22.72%	296
<b>Total</b>		<b>1,303</b>

### Q4 How many Ruby (non-Rails, e.g., Sinatra, Padrino, etc.) applications have you deployed?

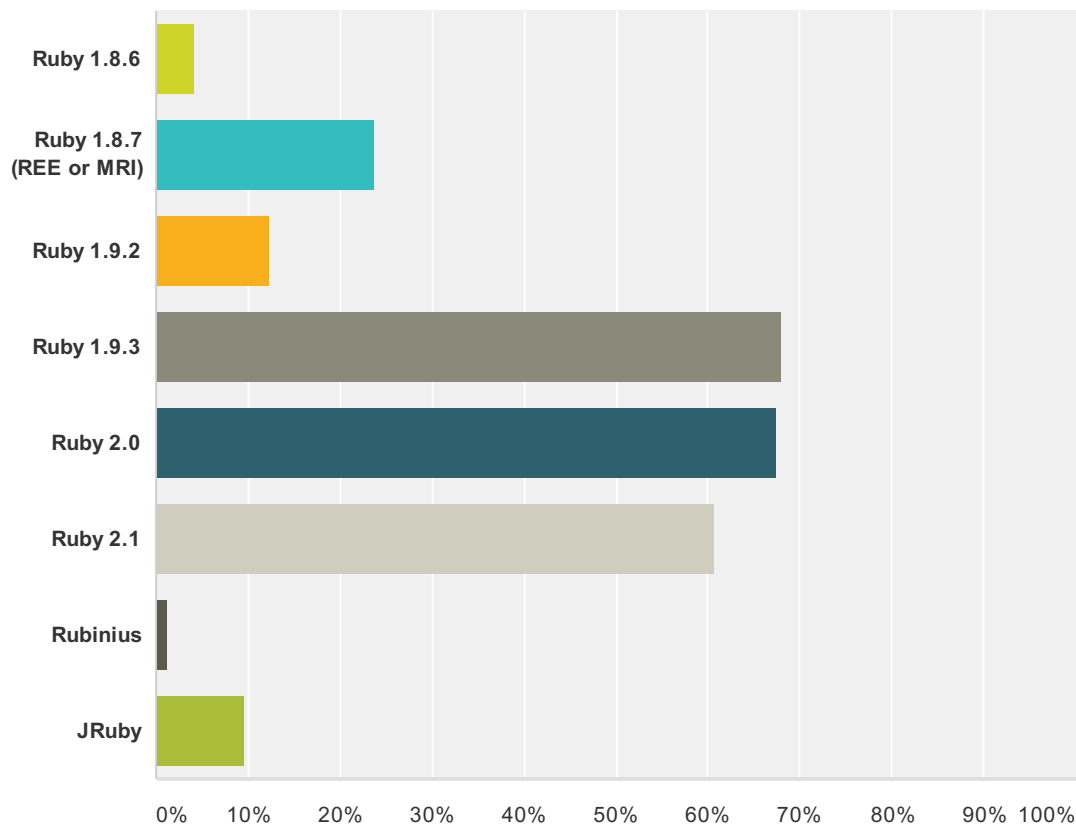
Answered: 1,305 Skipped: 6



Answer Choices	Responses	Count
None (yet)	35.33%	461
1	14.94%	195
2-5	35.33%	461
6-15	9.43%	123
15+	4.98%	65
<b>Total</b>		<b>1,305</b>

### Q5 What versions of Ruby are you using in your applications? (select all that apply)

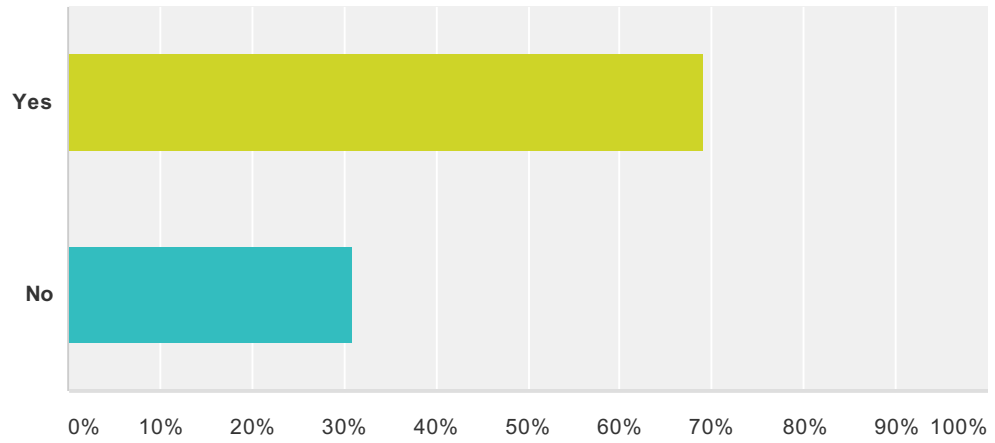
Answered: 1,310 Skipped: 1



Answer Choices	Responses
Ruby 1.8.6	4.27% 56
Ruby 1.8.7 (REE or MRI)	23.74% 311
Ruby 1.9.2	12.37% 162
Ruby 1.9.3	68.09% 892
Ruby 2.0	67.48% 884
Ruby 2.1	60.84% 797
Rubinius	1.22% 16
JRuby	9.62% 126
<b>Total Respondents: 1,310</b>	

### Q6 Are you using a Ruby version manager in production?

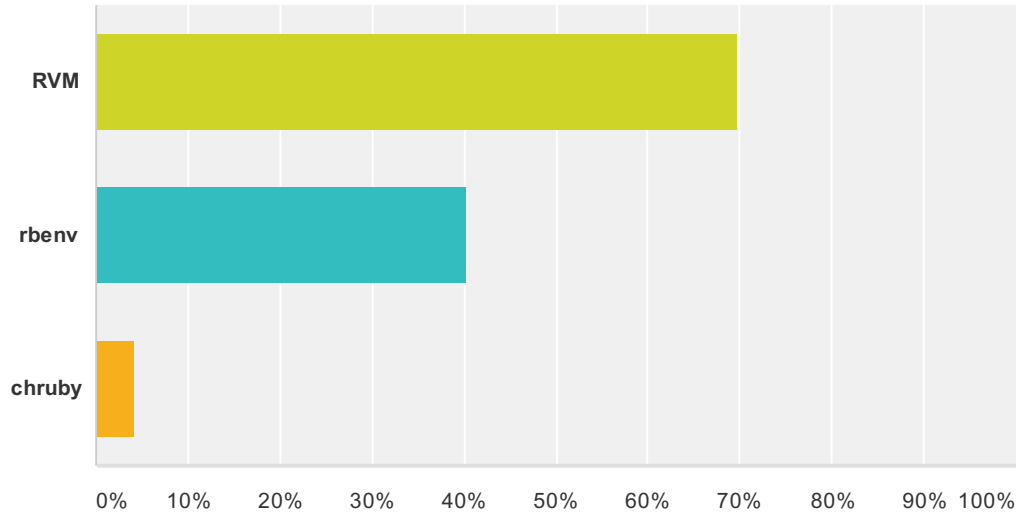
Answered: 1,308 Skipped: 3



Answer Choices	Responses
Yes	69.11% 904
No	30.89% 404
<b>Total</b>	<b>1,308</b>

### Q7 If yes, what are you using? (select all that apply)

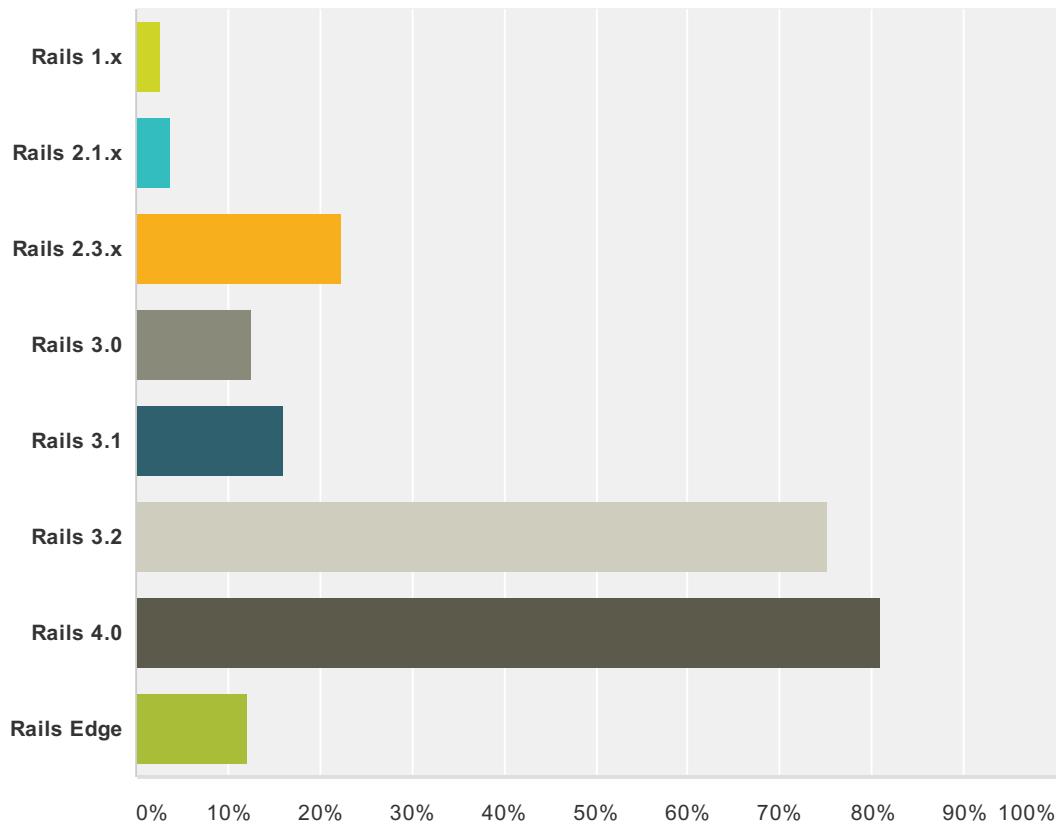
Answered: 916 Skipped: 395



Answer Choices	Responses
RVM	69.65% 638
rbenv	40.28% 369
chruby	4.26% 39
<b>Total Respondents: 916</b>	

### Q8 What versions of Rails are you using in your applications? (select all that apply)

Answered: 1,311 Skipped: 0

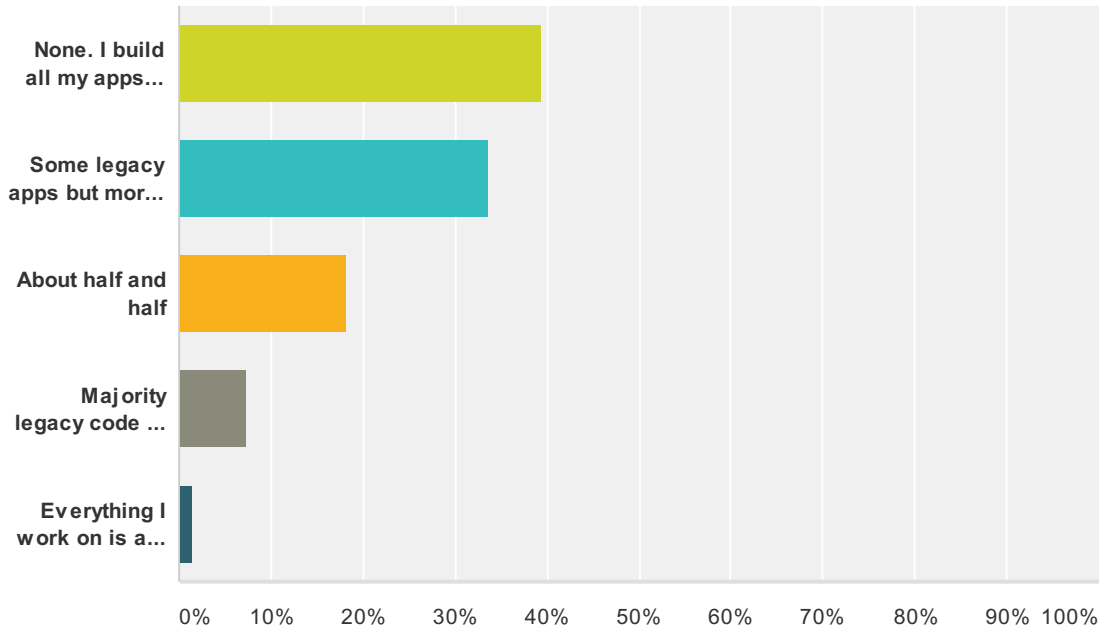


Answer Choices	Responses
Rails 1.x	2.67% 35
Rails 2.1.x	3.74% 49
Rails 2.3.x	22.43% 294
Rails 3.0	12.59% 165
Rails 3.1	16.02% 210
Rails 3.2	75.21% 986
Rails 4.0	81.01% 1,062
Rails Edge	12.13% 159
<b>Total Respondents: 1,311</b>	



### Q9 How many of your apps are legacy apps, or code inherited from other developers?

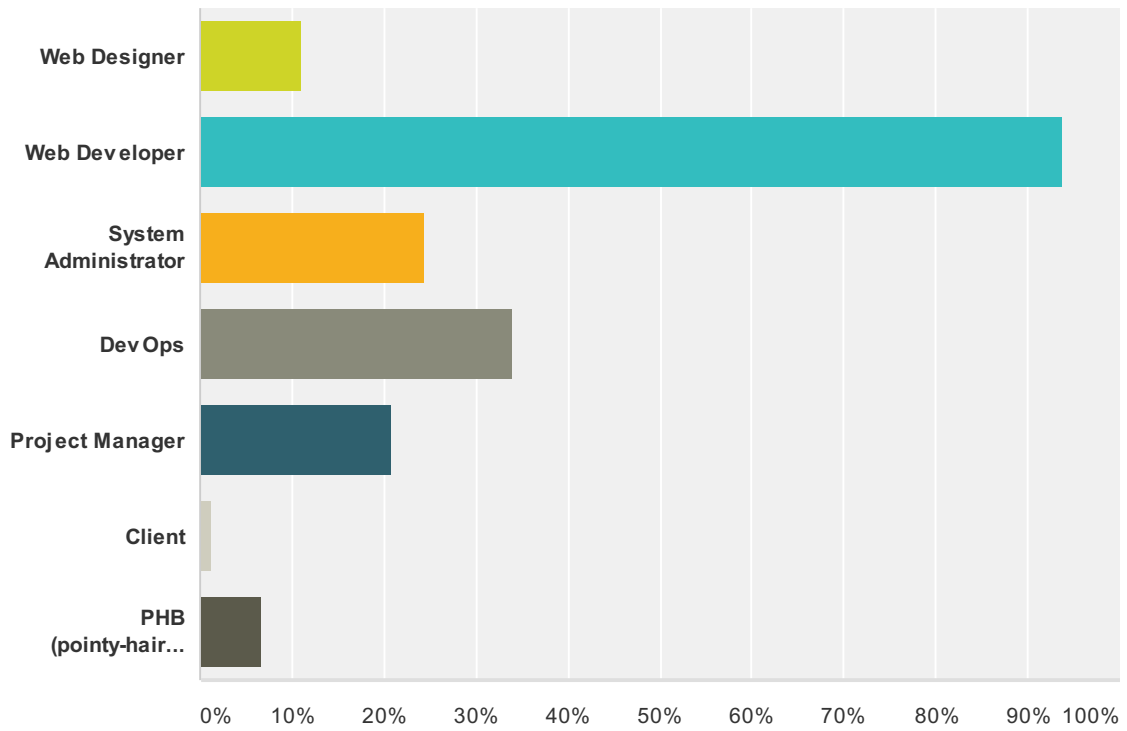
Answered: 1,303 Skipped: 8



Answer Choices	Responses
None. I build all my apps from scratch.	39.52% 515
Some legacy apps but more new	33.54% 437
About half and half	18.19% 237
Majority legacy code but some new	7.29% 95
Everything I work on is a legacy app	1.46% 19
<b>Total</b>	<b>1,303</b>

### Q10 How would you describe yourself?

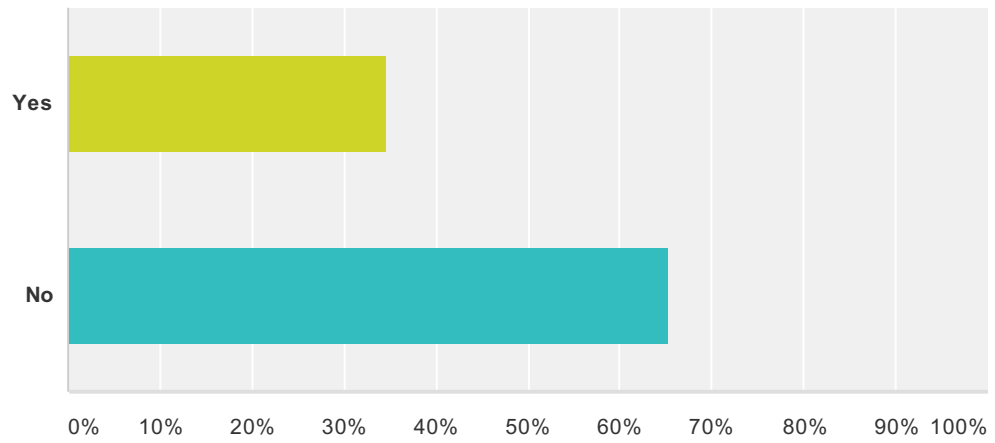
Answered: 1,264 Skipped: 47



Answer Choices	Responses
Web Designer	11.00% 139
Web Developer	93.83% 1,186
System Administrator	24.53% 310
DevOps	34.10% 431
Project Manager	20.89% 264
Client	1.19% 15
PHB (pointy-haired boss ;)	6.65% 84
<b>Total Respondents: 1,264</b>	

### Q11 Have you been to a conference (regional or bigger) for Ruby and/or Rails in the last year?

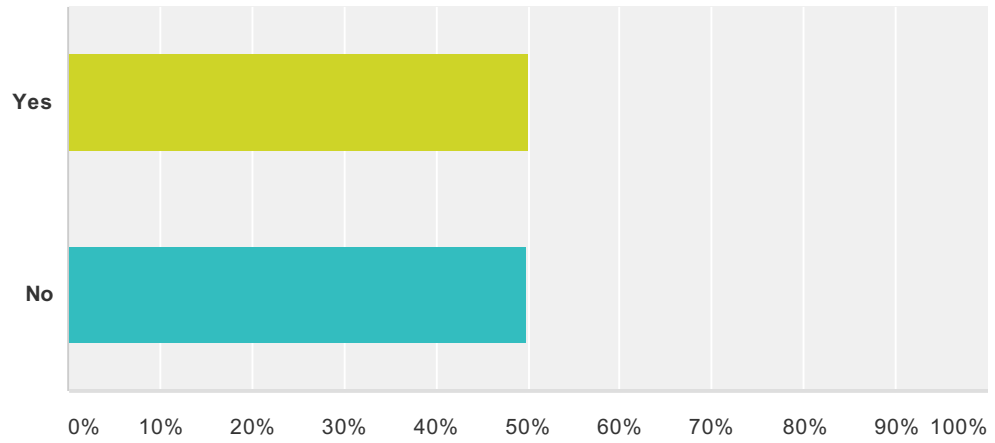
Answered: 1,310 Skipped: 1



Answer Choices	Responses
Yes	34.58% 453
No	65.42% 857
<b>Total</b>	<b>1,310</b>

### Q12 Do you participate in local user groups?

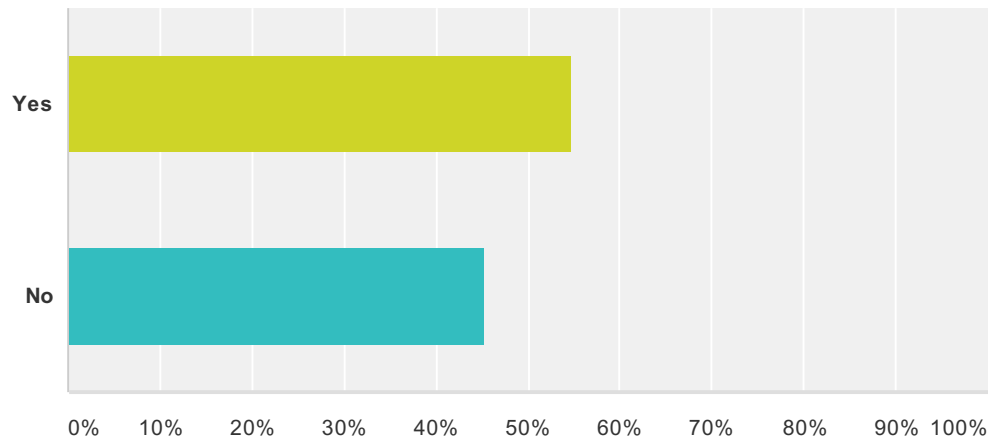
Answered: 1,306 Skipped: 5



Answer Choices	Responses
Yes	50.08% 654
No	49.92% 652
<b>Total</b>	<b>1,306</b>

### Q13 Have you authored at least one gem?

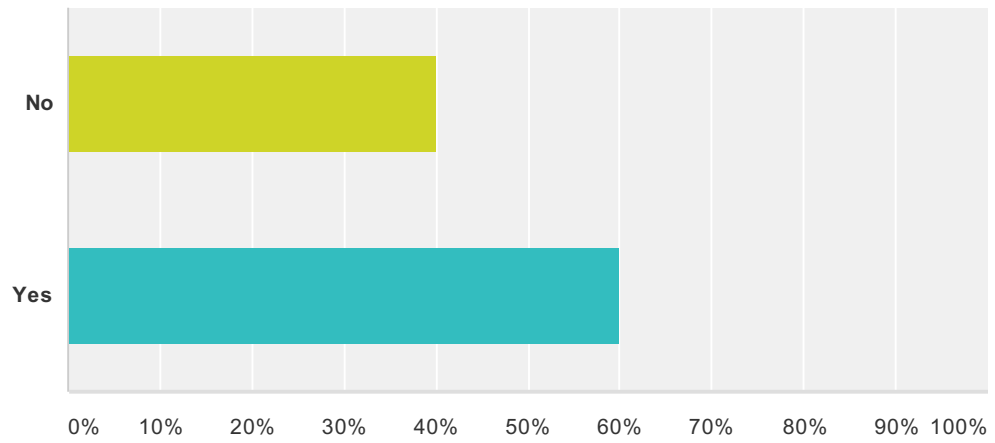
Answered: 1,303 Skipped: 8



Answer Choices	Responses	
Yes	54.64%	712
No	45.36%	591
<b>Total</b>		<b>1,303</b>

### Q14 Have you deployed any dynamic web applications with any other languages/frameworks?

Answered: 1,298 Skipped: 13



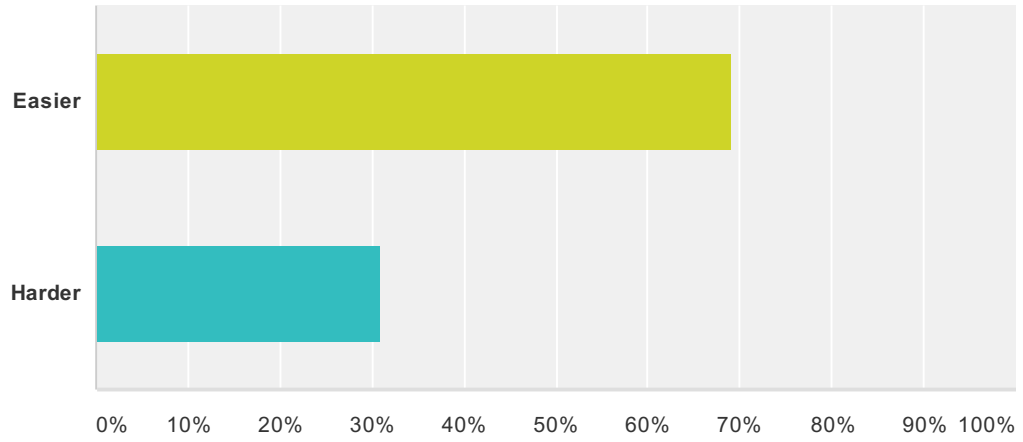
Answer Choices	Responses
No	39.98% 519
Yes	60.02% 779
<b>Total</b>	<b>1,298</b>

**Q15 If yes, what are they? (Example:  
Django, Node.js, Ember.js, Angular.js,  
Backbone.js, etc.)**

Answered: 781 Skipped: 530

**Q16 If yes, would you say that it has been easier or harder to deploy Ruby on Rails applications compared to other languages/frameworks?**

Answered: 868 Skipped: 443

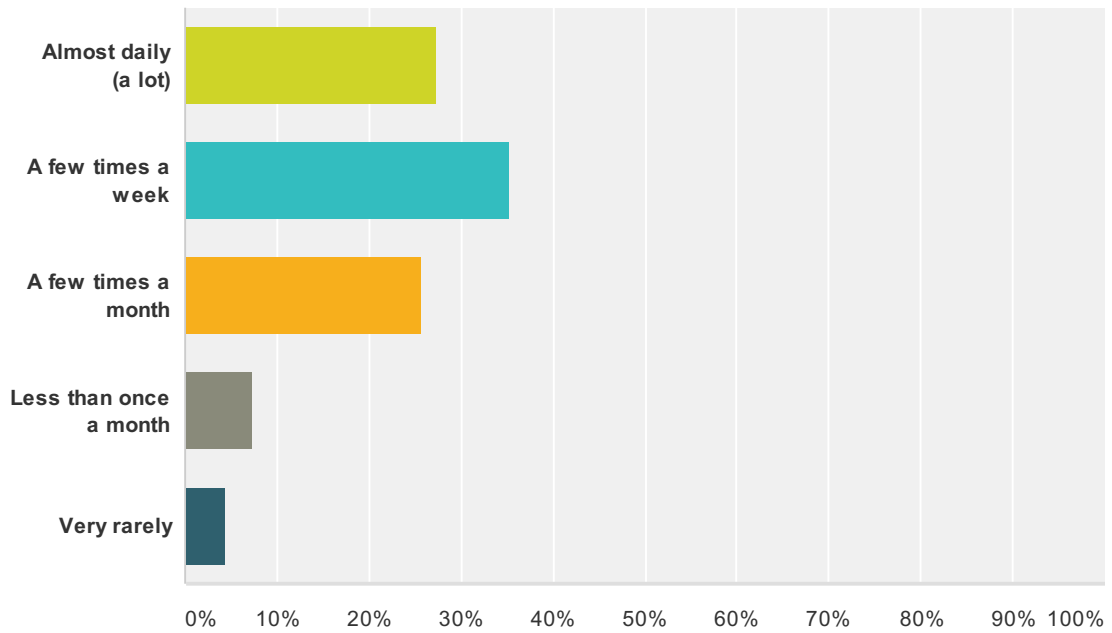


Answer Choices	Responses
Easier	69.12% 600
Harder	30.88% 268
<b>Total</b>	<b>868</b>



### Q17 How often do you deploy updated versions of your Ruby on Rails applications?

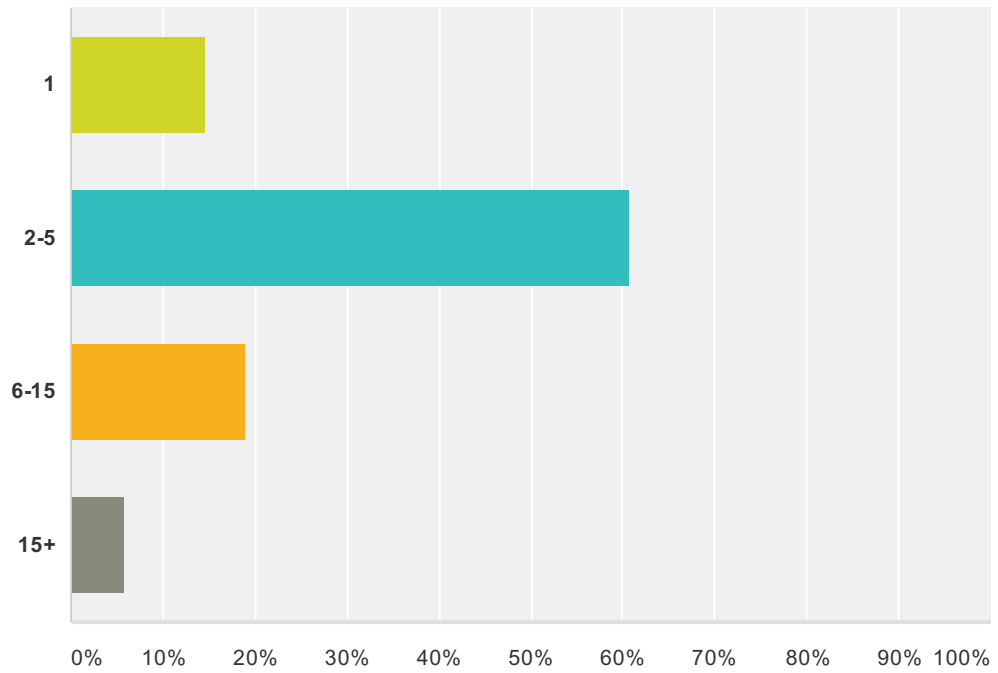
Answered: 1,304 Skipped: 7



Answer Choices	Responses
Almost daily (a lot)	27.30% 356
A few times a week	35.35% 461
A few times a month	25.77% 336
Less than once a month	7.29% 95
Very rarely	4.29% 56
<b>Total</b>	<b>1,304</b>

### Q18 How many applications are you currently responsible for deployment management?

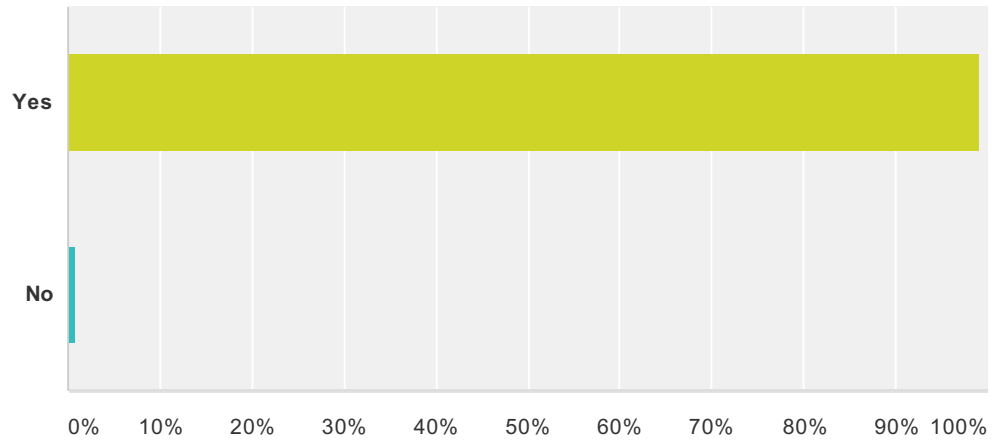
Answered: 1,307 Skipped: 4



Answer Choices	Responses
1	14.61% 191
2-5	60.67% 793
6-15	18.90% 247
15+	5.81% 76
<b>Total</b>	<b>1,307</b>

### Q19 Do you use a source control management system (SCM)?

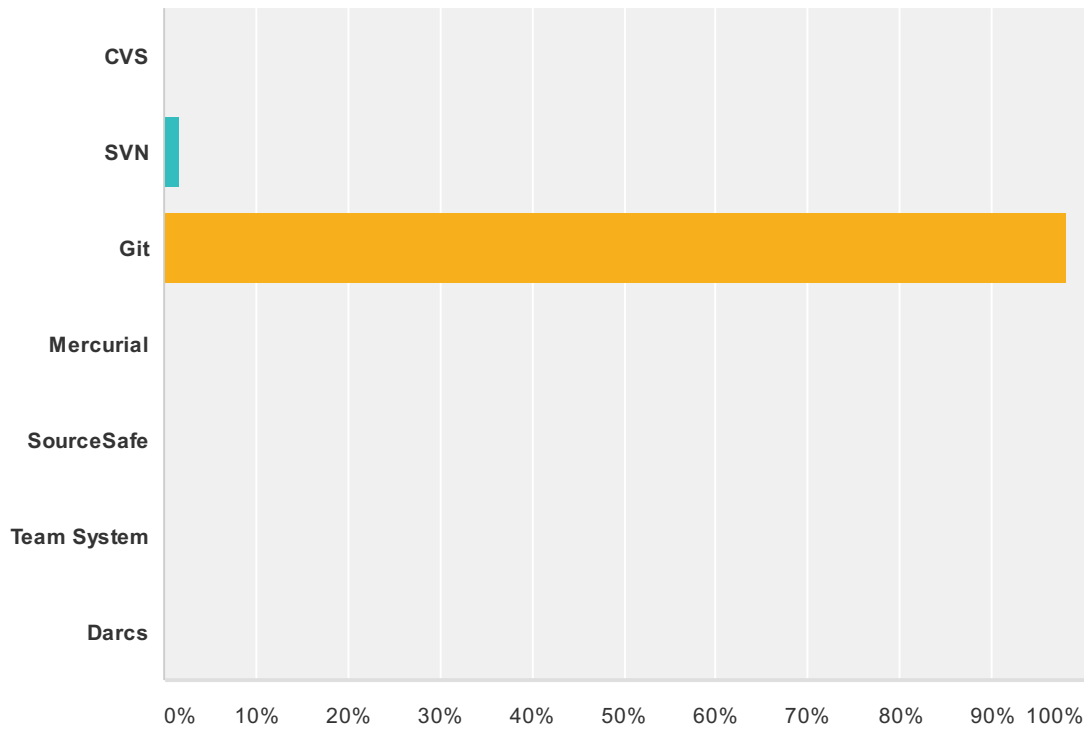
Answered: 1,306 Skipped: 5



Answer Choices	Responses
Yes	99.08% 1,294
No	0.92% 12
<b>Total</b>	<b>1,306</b>

### Q20 If yes, which SCM do you use?

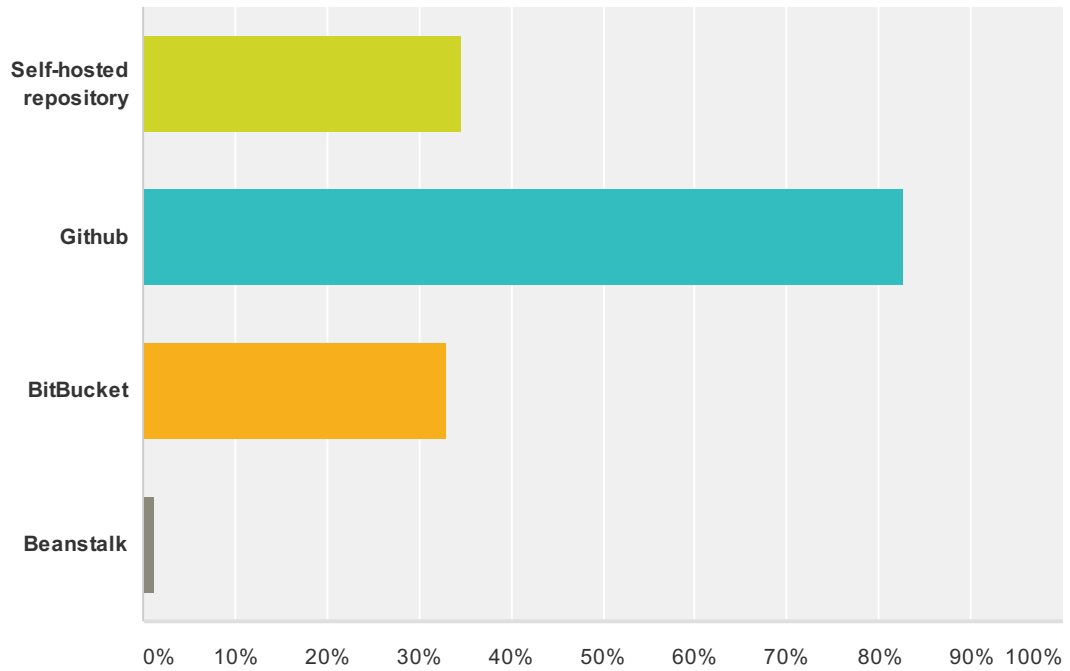
Answered: 1,298 Skipped: 13



Answer Choices	Responses
CVS	0.00% 0
SVN	1.69% 22
Git	98.07% 1,273
Mercurial	0.23% 3
SourceSafe	0.00% 0
Team System	0.00% 0
Darcs	0.00% 0
<b>Total</b>	<b>1,298</b>

### Q21 Where is your source code hosted? (select all that apply)

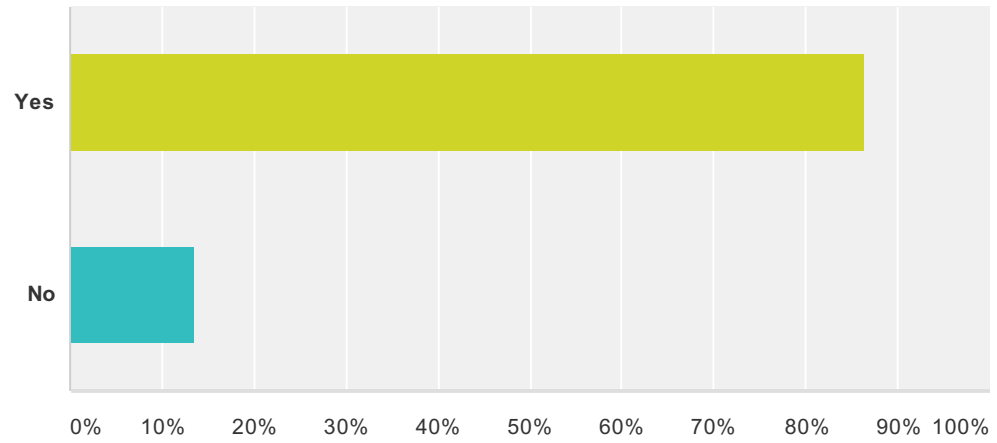
Answered: 1,290 Skipped: 21



Answer Choices	Responses
Self-hosted repository	34.57% 446
Github	82.71% 1,067
BitBucket	32.95% 425
Beanstalk	1.24% 16
<b>Total Respondents: 1,290</b>	

## Q22 Do you use an automated deployment tool?

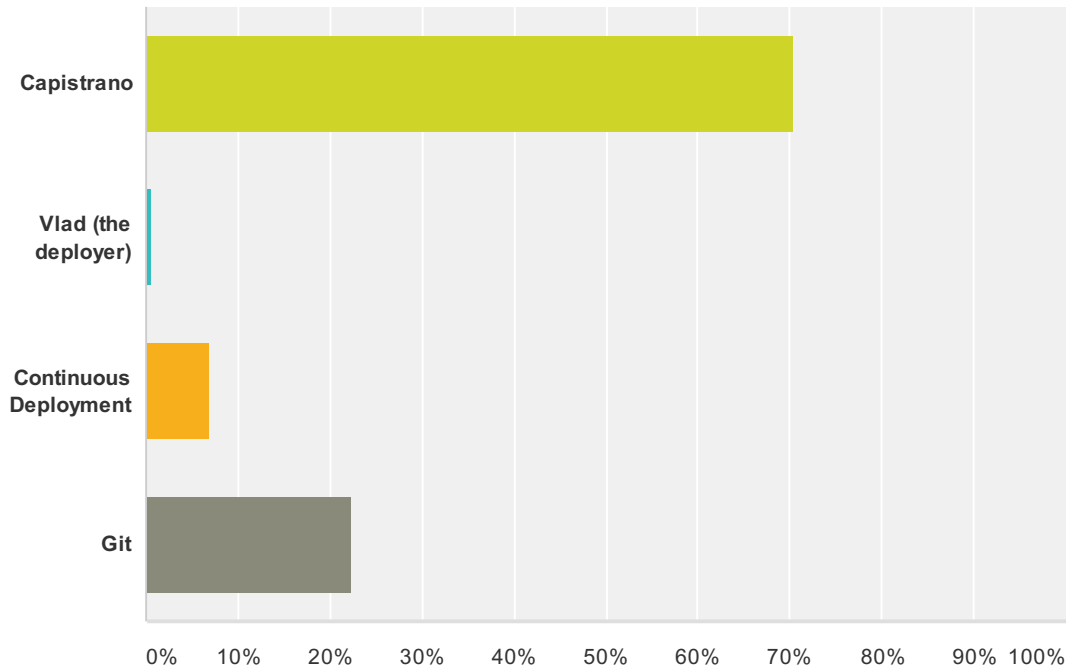
Answered: 1,305 Skipped: 6



Answer Choices	Responses
Yes	86.44% 1,128
No	13.56% 177
<b>Total</b>	<b>1,305</b>

### Q23 If yes, which deployment tool do you use?

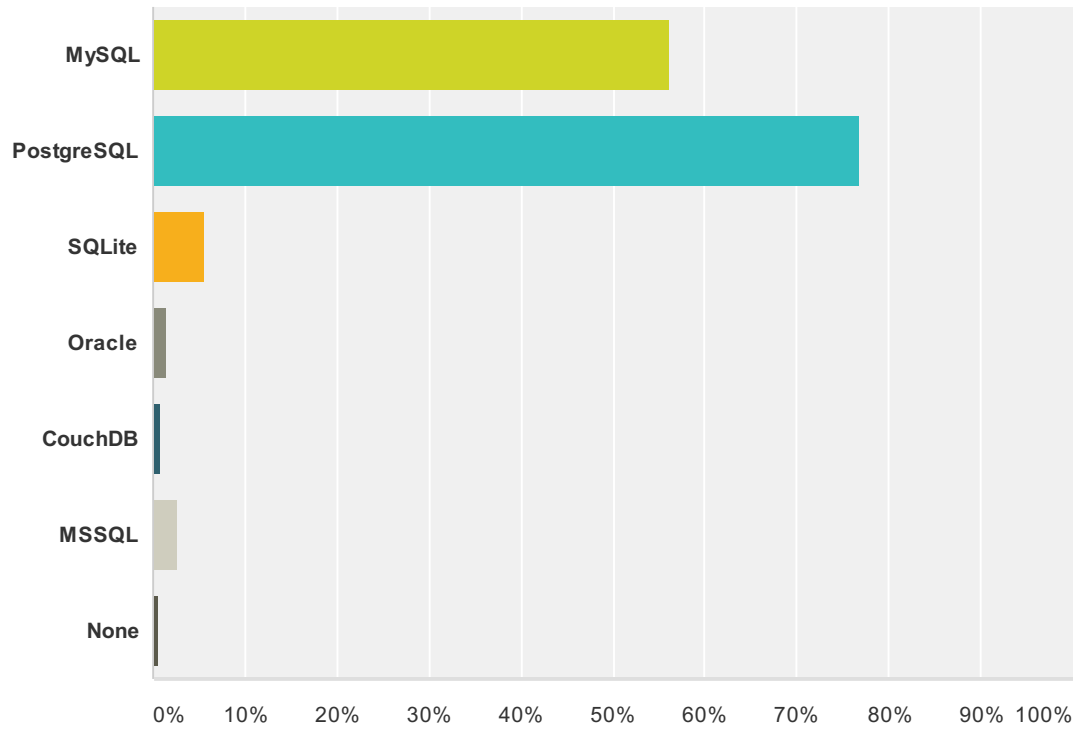
Answered: 1,059 Skipped: 252



Answer Choices	Responses	Count
Capistrano	70.25%	744
Vlad (the deployer)	0.57%	6
Continuous Deployment	6.80%	72
Git	22.38%	237
<b>Total</b>		<b>1,059</b>

## Q24 Which database do you typically use in production?

Answered: 1,294 Skipped: 17

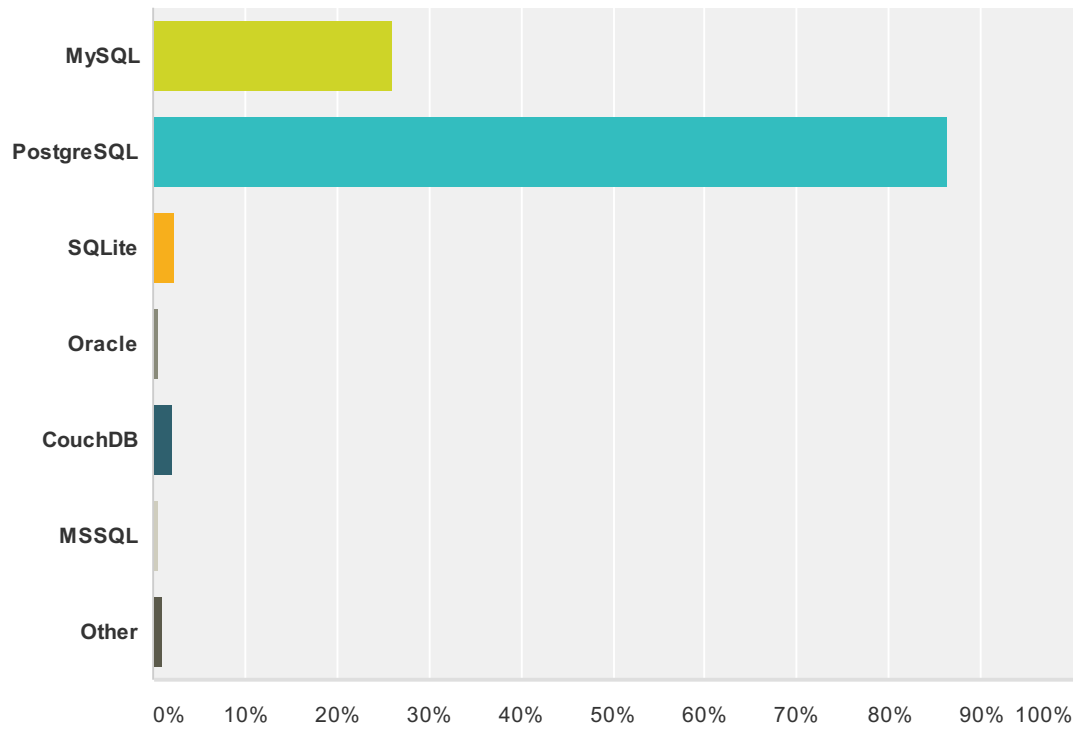


Answer Choices	Responses
MySQL	56.11% 726
PostgreSQL	76.82% 994
SQLite	5.56% 72
Oracle	1.55% 20
CouchDB	0.77% 10
MSSQL	2.78% 36
None	0.62% 8
<b>Total Respondents: 1,294</b>	



### Q25 Which database would you prefer to use in production? (some hosts don't offer many options besides MySQL)

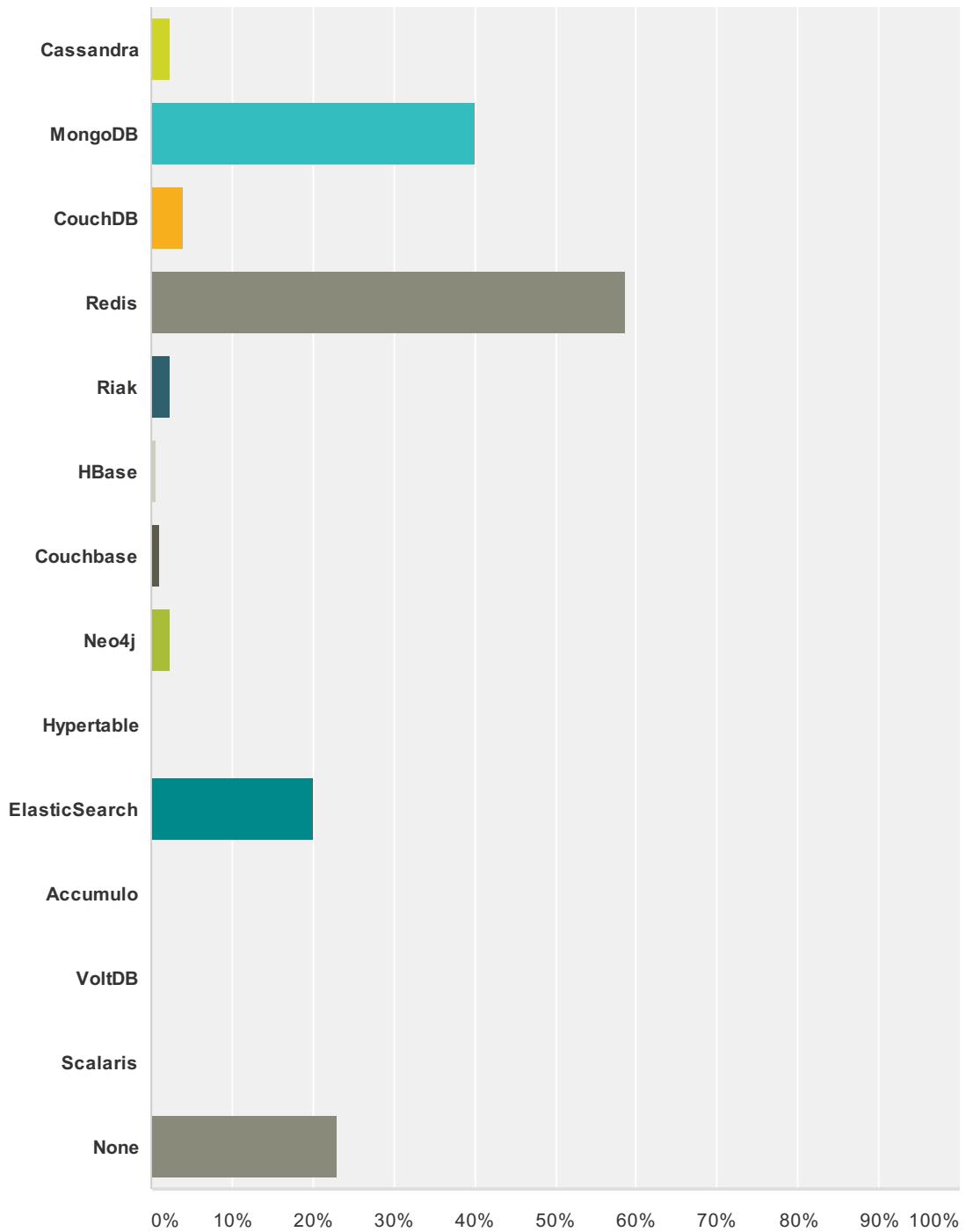
Answered: 1,237 Skipped: 74



Answer Choices	Responses
MySQL	26.11% 323
PostgreSQL	86.34% 1,068
SQLite	2.34% 29
Oracle	0.73% 9
CouchDB	2.02% 25
MSSQL	0.65% 8
Other	0.97% 12
<b>Total Respondents: 1,237</b>	

## Q26 Which nosql databases do you use?

Answered: 1,210 Skipped: 101



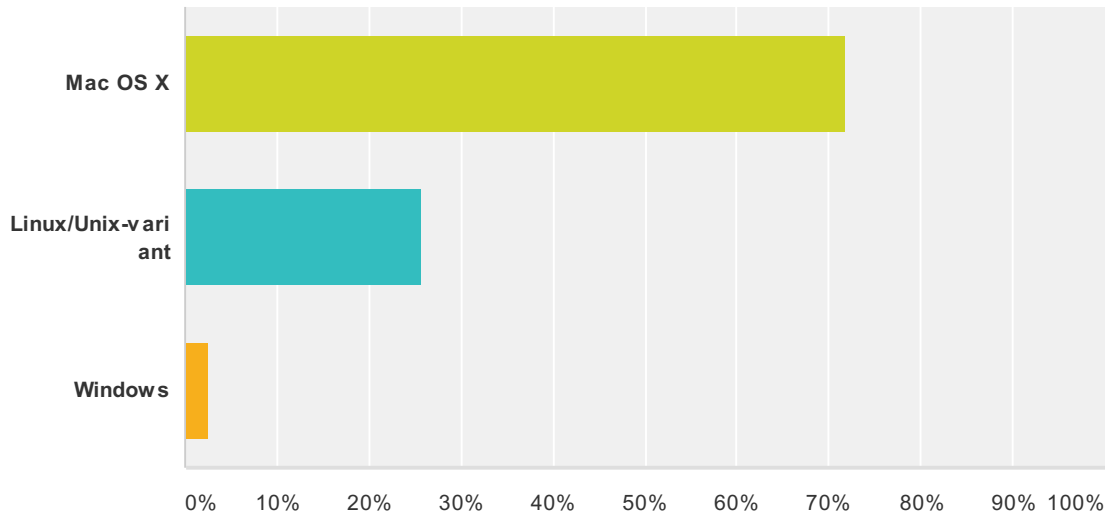
Answer Choices	Responses
Cassandra	2.23% 27
MongoDB	40.17% 486
CouchDB	3.97% 48
Redis	58.60% 709

## Rails Hosting 2014

Riak	2.23%	27
HBase	0.58%	7
Couchbase	1.07%	13
Neo4j	2.31%	28
Hypertable	0.25%	3
ElasticSearch	20.00%	242
Accumulo	0.08%	1
VoltDB	0.17%	2
Scalaris	0.00%	0
None	23.06%	279
<b>Total Respondents: 1,210</b>		

### Q27 Which operating system do you develop your applications on?

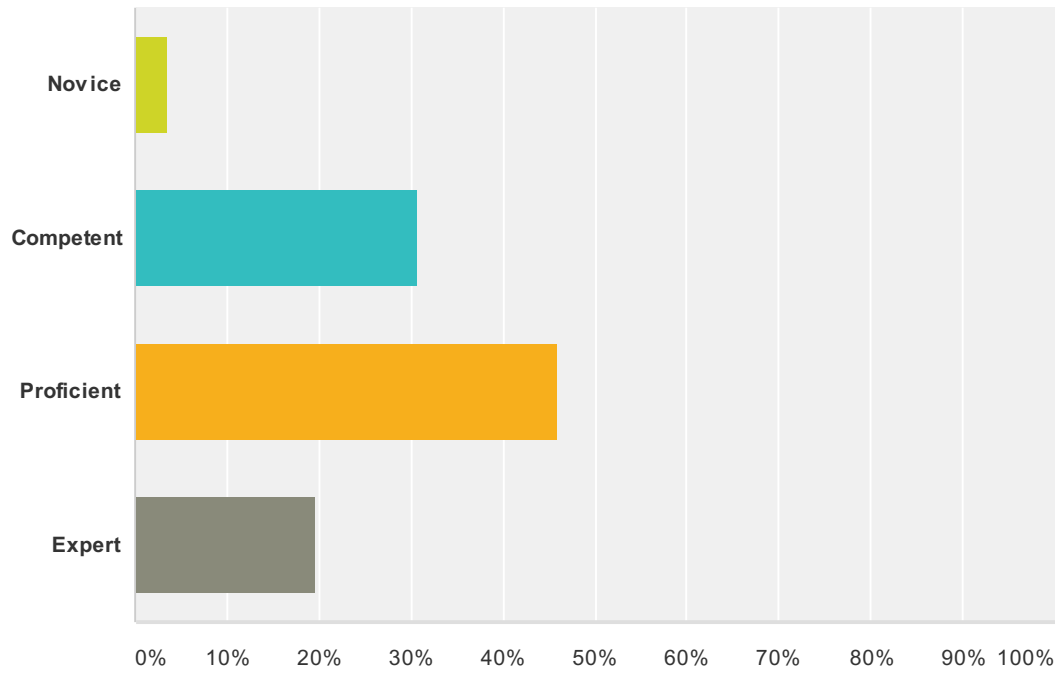
Answered: 1,303 Skipped: 8



Answer Choices	Responses
Mac OS X	71.83% 936
Linux/Unix-variant	25.71% 335
Windows	2.46% 32
<b>Total</b>	<b>1,303</b>

### Q28 How would you rate your competence with working from the command line (BASH, SSH, etc.)?

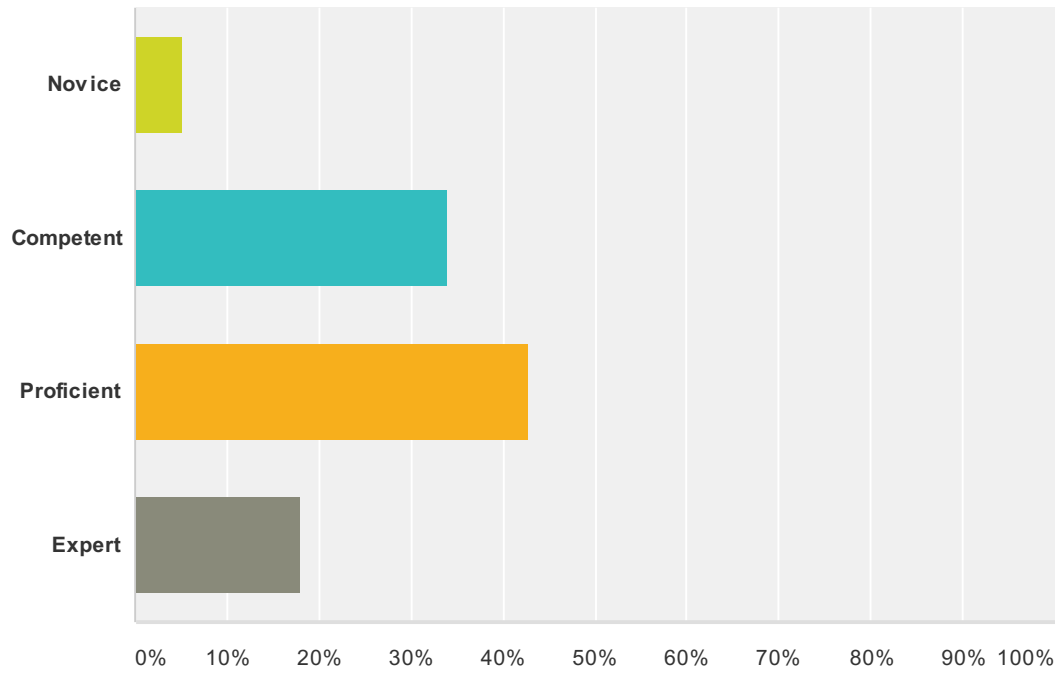
Answered: 1,308 Skipped: 3



Answer Choices	Responses
Novice	3.59% 47
Competent	30.73% 402
Proficient	46.02% 602
Expert	19.65% 257
<b>Total</b>	<b>1,308</b>

## Q29 How would you rate your competence with Unix-based operating systems (Linux, BSD, etc)?

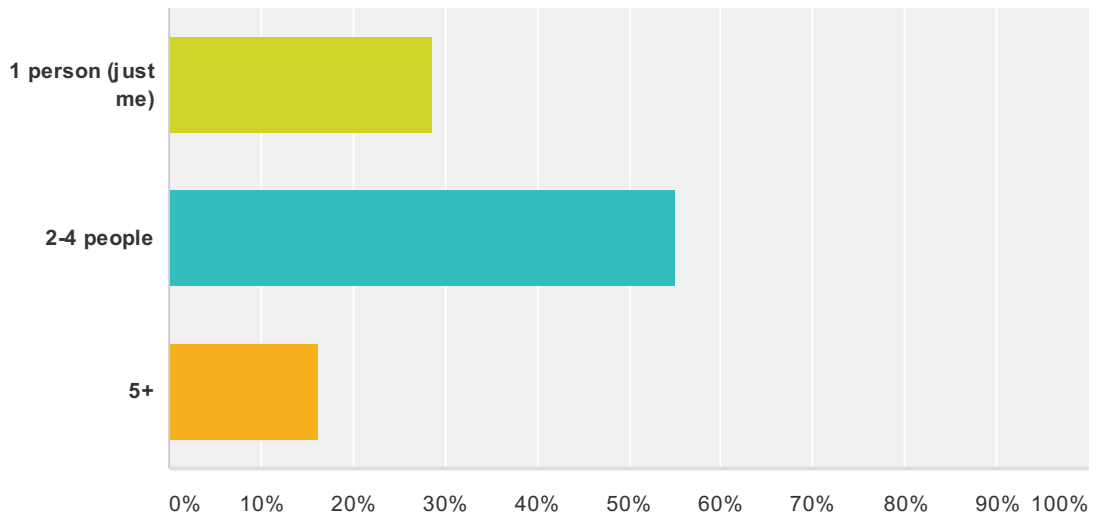
Answered: 1,308 Skipped: 3



Answer Choices	Responses
Novice	5.20% 68
Competent	33.94% 444
Proficient	42.89% 561
Expert	17.97% 235
<b>Total</b>	<b>1,308</b>

### Q30 How many people have access/credentials to deploy your application(s)?

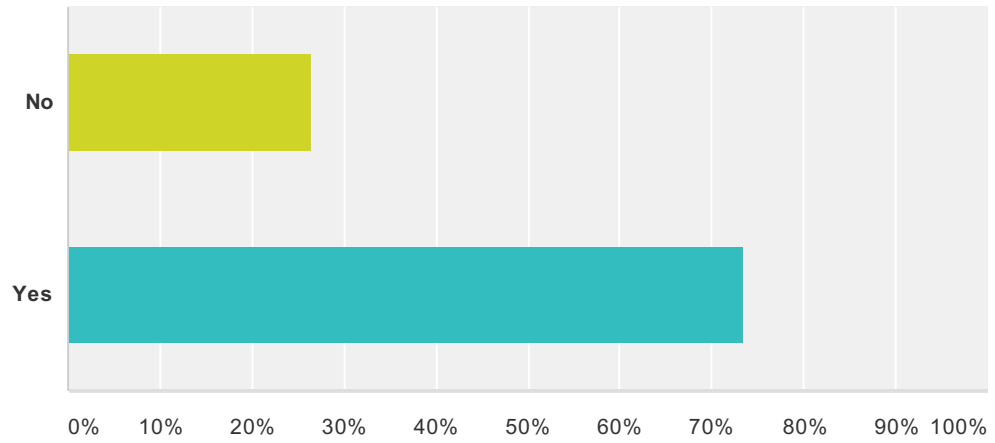
Answered: 1,309 Skipped: 2



Answer Choices	Responses
1 person (just me)	28.65% 375
2-4 people	55.08% 721
5+	16.27% 213
<b>Total</b>	<b>1,309</b>

### Q31 Do you catch and track Application Exceptions in production?

Answered: 1,309 Skipped: 2

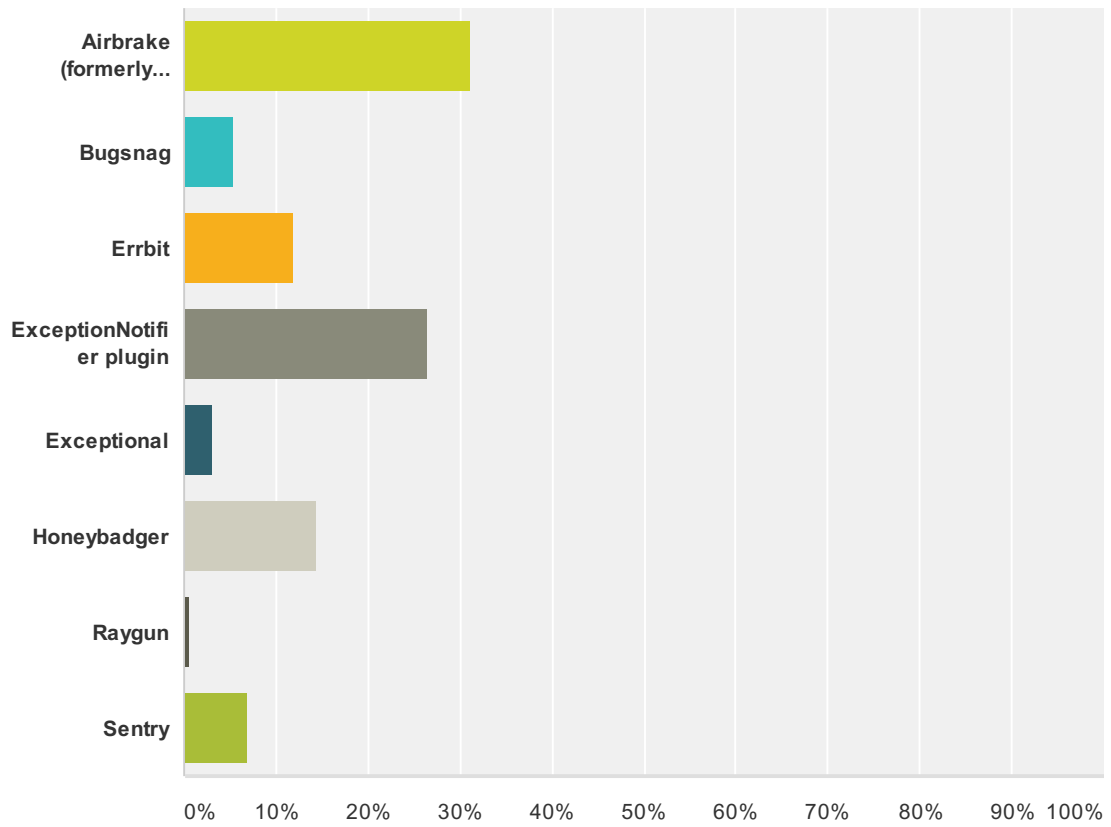


Answer Choices	Responses
No	26.43% 346
Yes	73.57% 963
<b>Total</b>	<b>1,309</b>



### Q32 If yes, which tool do you use?

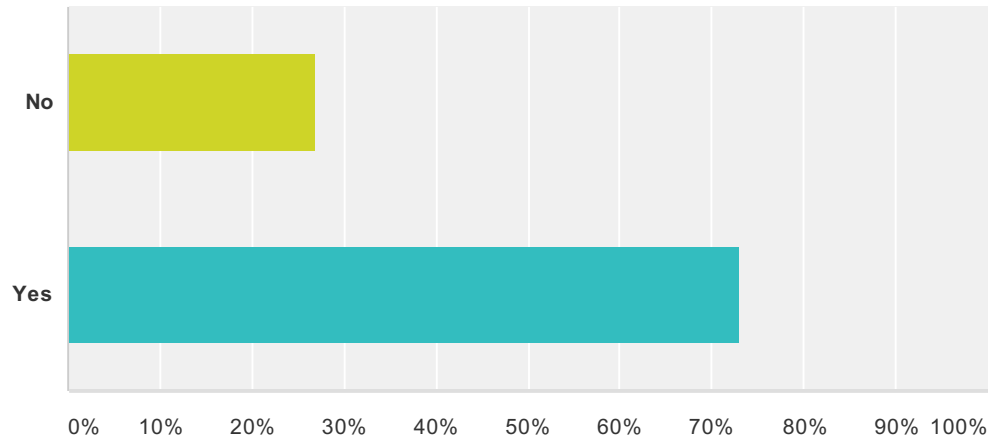
Answered: 824 Skipped: 487



Answer Choices	Responses
Airbrake (formerly Hoptoad)	31.19% 257
Bugsnag	5.34% 44
Errbit	11.89% 98
ExceptionNotifier plugin	26.58% 219
Exceptional	3.03% 25
Honeybadger	14.32% 118
Raygun	0.73% 6
Sentry	6.92% 57
<b>Total</b>	<b>824</b>

### Q33 Do you use any performance monitoring tools in production?

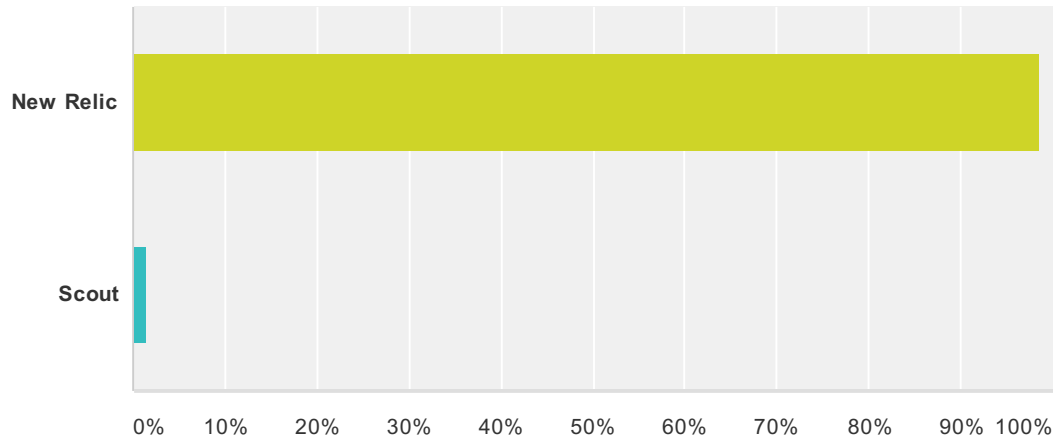
Answered: 1,308 Skipped: 3



Answer Choices	Responses
No	26.91% 352
Yes	73.09% 956
<b>Total</b>	<b>1,308</b>

### Q34 If yes, which performance monitoring tool do you use?

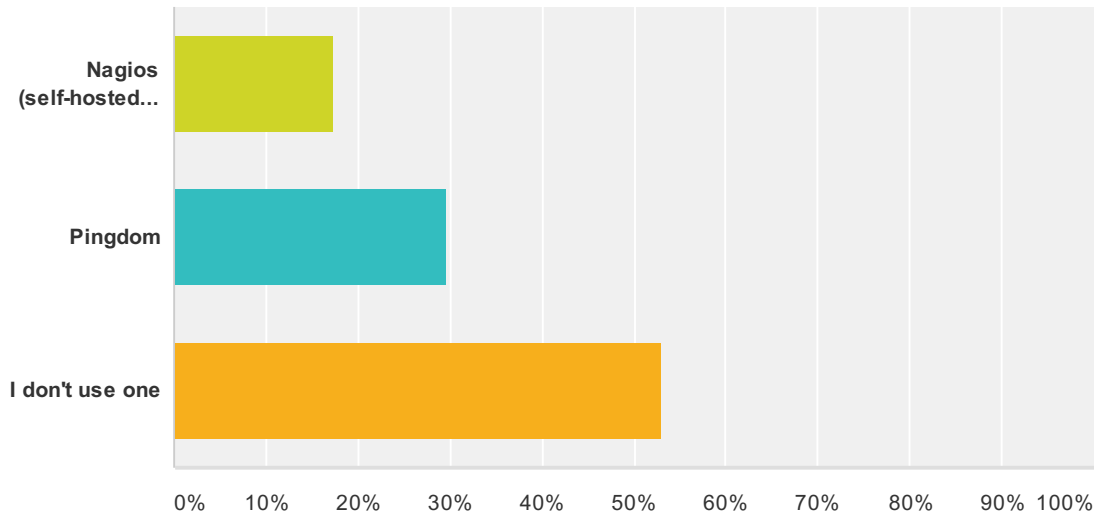
Answered: 895 Skipped: 416



Answer Choices	Responses	
New Relic	98.44%	881
Scout	1.56%	14
<b>Total</b>		<b>895</b>

### Q35 Do you use any uptime monitoring tools in production?

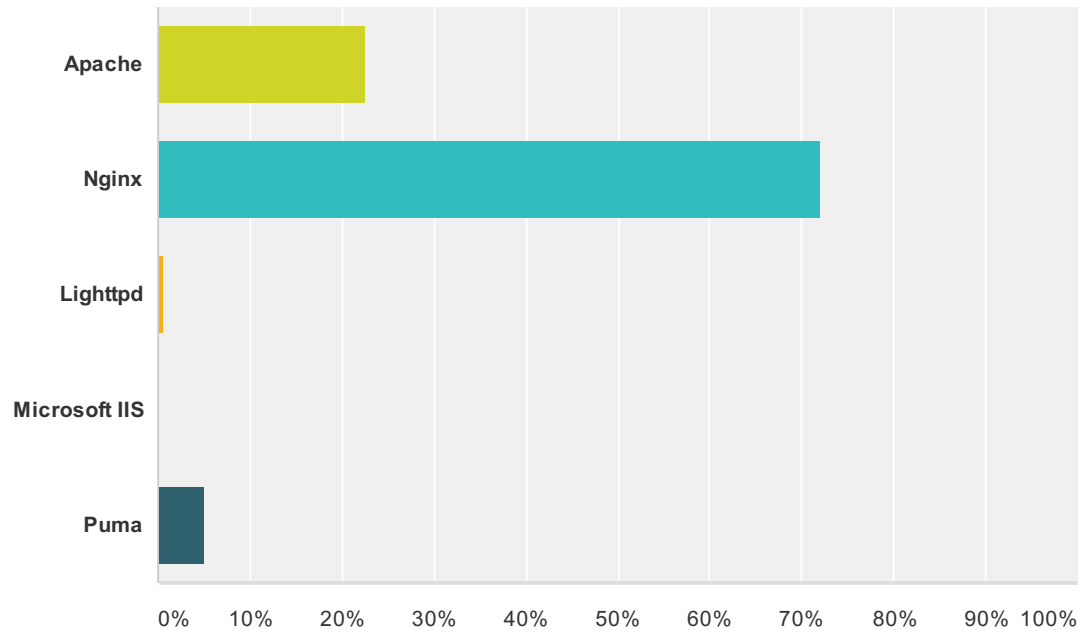
Answered: 1,070 Skipped: 241



Answer Choices	Responses
Nagios (self-hosted/managed)	17.29% 185
Pingdom	29.63% 317
I don't use one	53.08% 568
<b>Total</b>	<b>1,070</b>

### Q36 Which web server do you typically use in production?

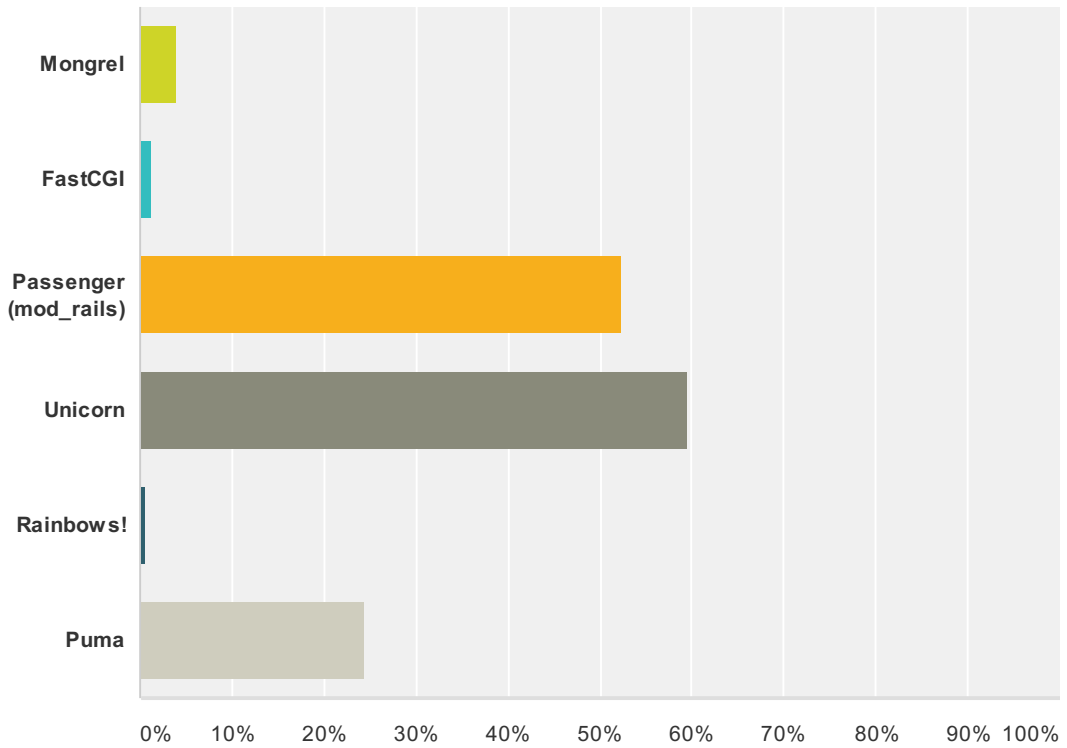
Answered: 1,263 Skipped: 48



Answer Choices	Responses	Count
Apache	22.49%	284
Nginx	71.97%	909
Lighttpd	0.55%	7
Microsoft IIS	0.08%	1
Puma	4.91%	62
<b>Total</b>		<b>1,263</b>

### Q37 Which of the following Rails Servers are you using in production?

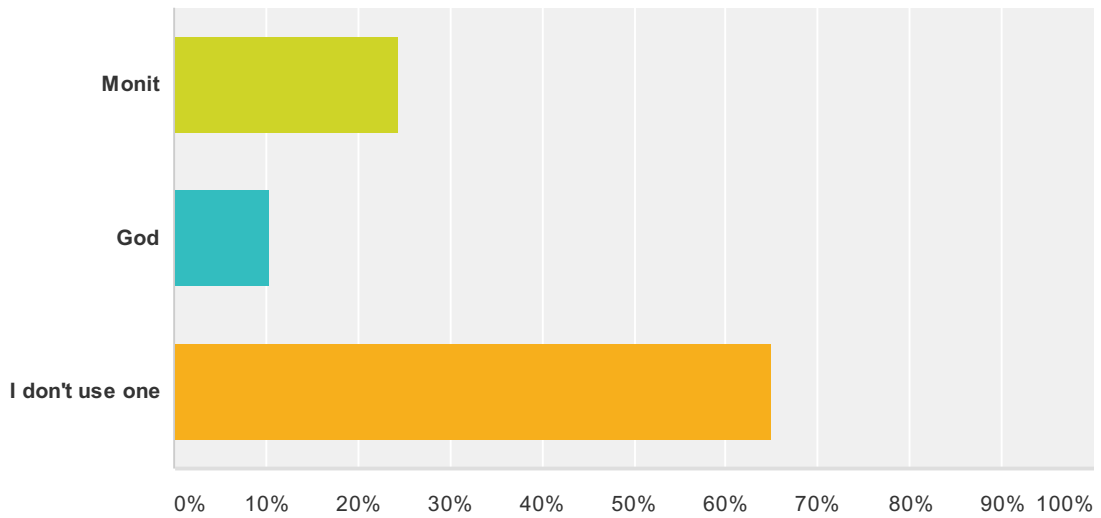
Answered: 1,244 Skipped: 67



Answer Choices	Responses
Mongrel	3.94% 49
FastCGI	1.29% 16
Passenger (mod_rails)	52.33% 651
Unicorn	59.57% 741
Rainbows!	0.72% 9
Puma	24.44% 304
<b>Total Respondents: 1,244</b>	

### Q38 Do you use any of the following monitoring tools to keep your application running?

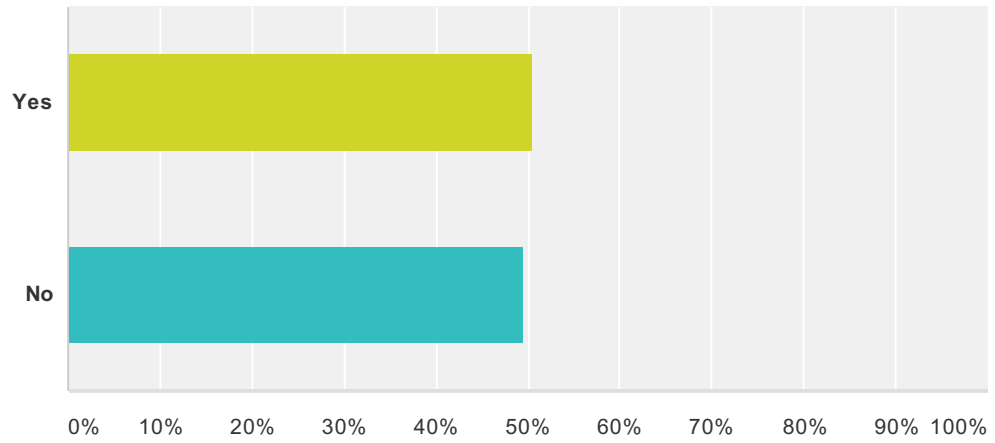
Answered: 1,166 Skipped: 145



Answer Choices	Responses
Monit	24.53% 286
God	10.46% 122
I don't use one	65.01% 758
<b>Total</b>	<b>1,166</b>

### Q39 Do you use a Continuous Integration Server?

Answered: 1,295 Skipped: 16

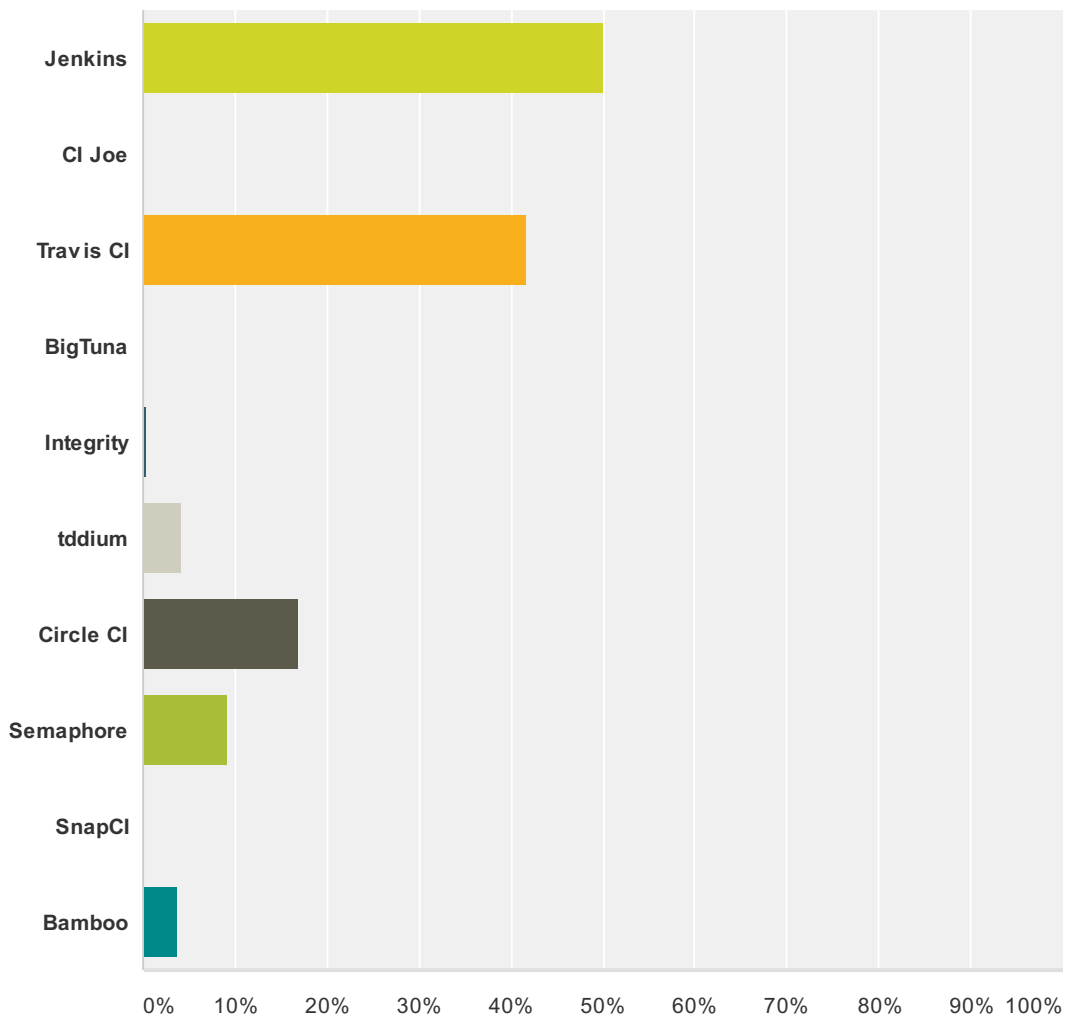


Answer Choices	Responses	
Yes	50.42%	653
No	49.58%	642
<b>Total</b>		<b>1,295</b>



### Q40 If yes, which one?

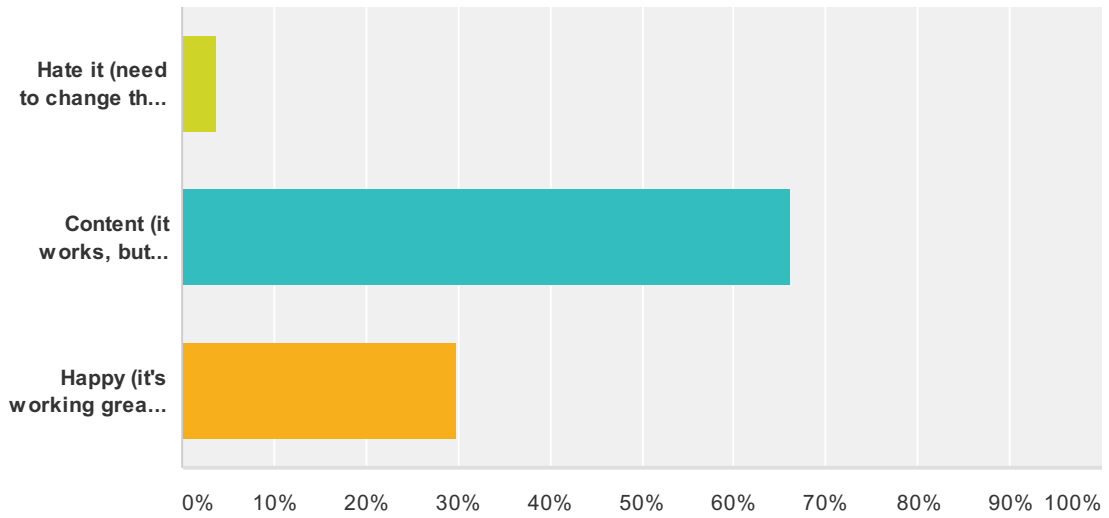
Answered: 579 Skipped: 732



Answer Choices	Responses
Jenkins	50.09% 290
CI Joe	0.00% 0
Travis CI	41.80% 242
BigTuna	0.00% 0
Integrity	0.35% 2
tddium	4.15% 24
Circle CI	16.93% 98
Semaphore	9.15% 53
SnapCI	0.17% 1
Bamboo	3.80% 22
<b>Total Respondents: 579</b>	

### Q41 How happy are you with your current deployment process?

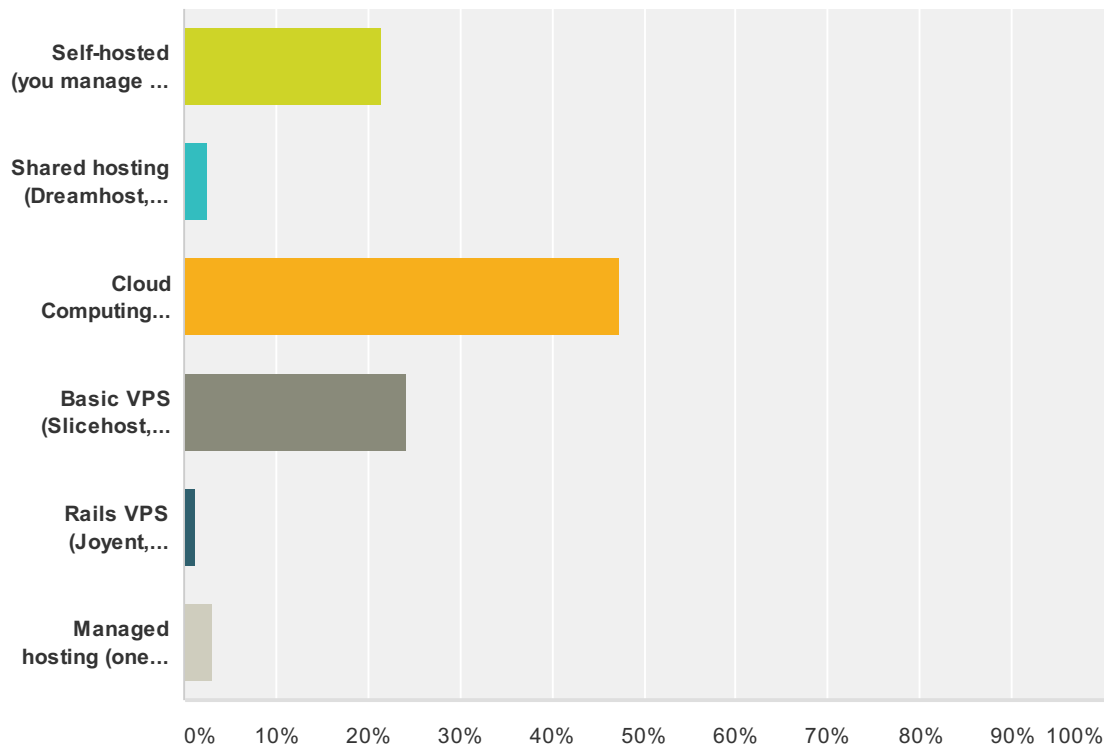
Answered: 1,305 Skipped: 6



Answer Choices	Responses
Hate it (need to change this asap)	3.83% 50
Content (it works, but there is room for improvement)	66.28% 865
Happy (it's working great right now)	29.89% 390
<b>Total</b>	<b>1,305</b>

## Q42 What type of hosting do you currently have for your application?

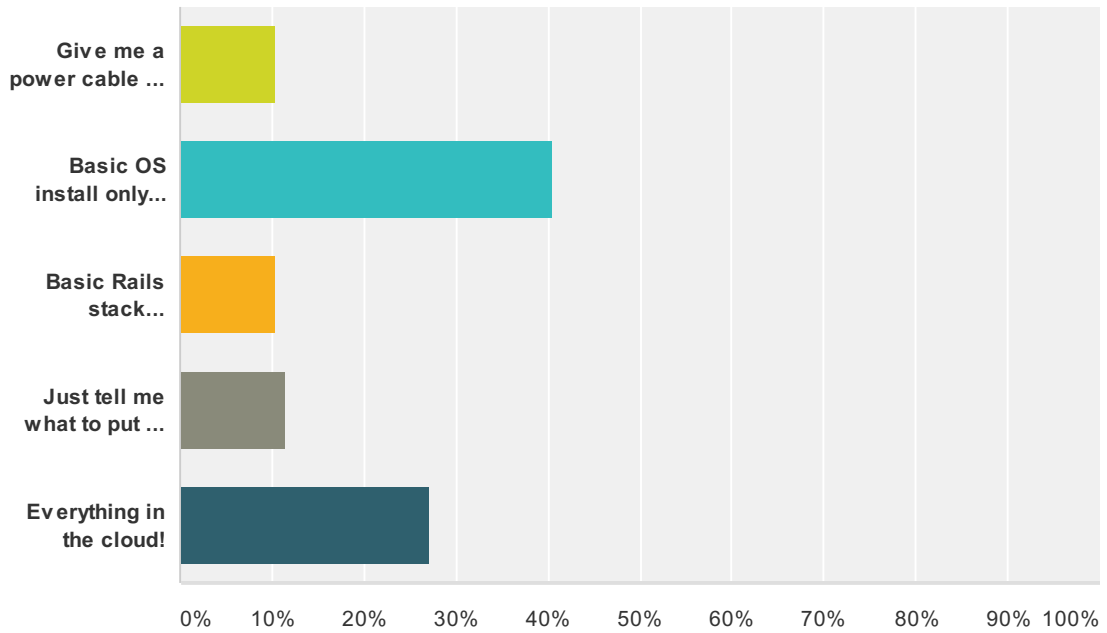
Answered: 1,282 Skipped: 29



Answer Choices	Responses
Self-hosted (you manage the hardware, servers, everything)	21.61% 277
Shared hosting (Dreamhost, Site5, etc. - several customers per machine)	2.42% 31
Cloud Computing (Amazon, Heroku, EngineYard Cloud, etc)	47.43% 608
Basic VPS (Slicehost, Linode, etc.)	24.18% 310
Rails VPS (Joyent, BlueBox, etc.)	1.33% 17
Managed hosting (one to many servers per application, paying a hosting company to keep our application up and running)	3.04% 39
<b>Total</b>	<b>1,282</b>

### Q43 What is your ideal hosting environment?

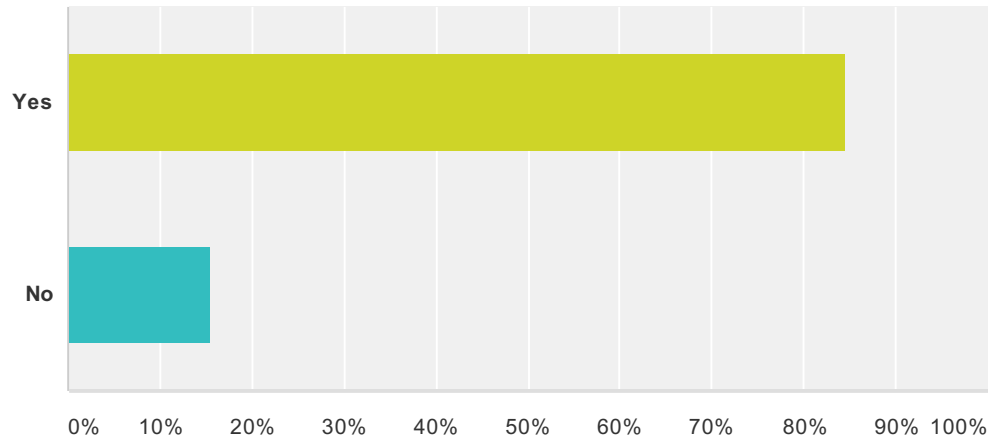
Answered: 1,302 Skipped: 9



Answer Choices	Responses
Give me a power cable and an Internet connection and get out of my way!	10.45% 136
Basic OS install only, I'll handle the rest	40.55% 528
Basic Rails stack pre-installed (including a database), I'll handle the gems	10.37% 135
Just tell me what to put in my deploy.rb and let me get back to work	11.52% 150
Everything in the cloud!	27.11% 353
<b>Total</b>	<b>1,302</b>

### Q44 Are you happy with your current hosting provider/solution?

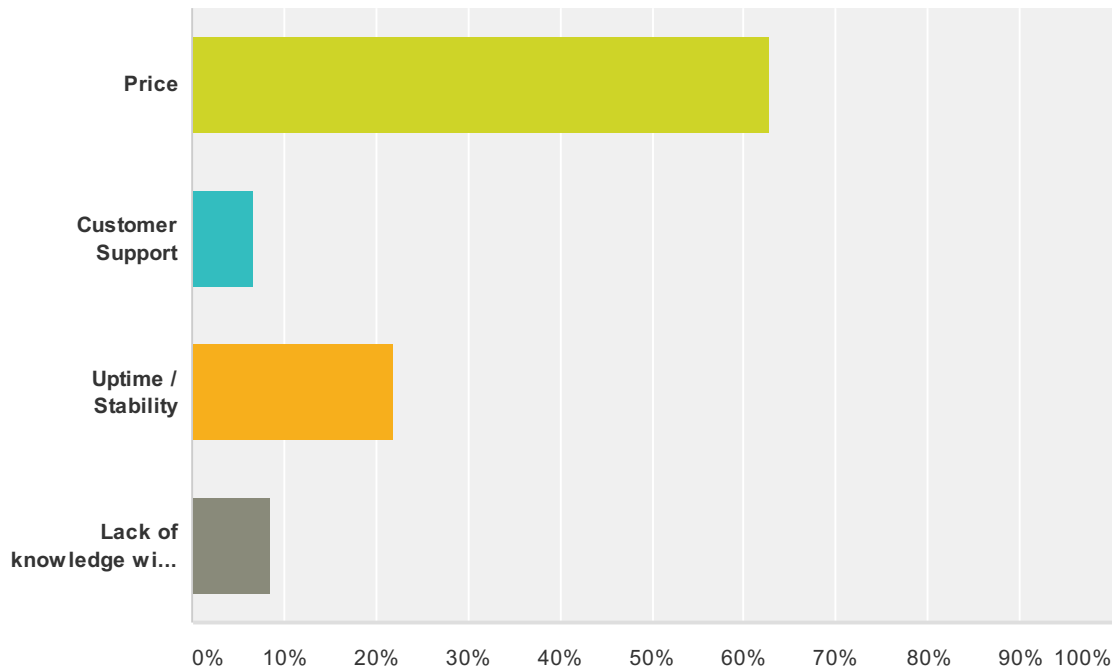
Answered: 1,299 Skipped: 12



Answer Choices	Responses
Yes	84.45% 1,097
No	15.55% 202
<b>Total</b>	<b>1,299</b>

### Q45 If not, what is your biggest concern?

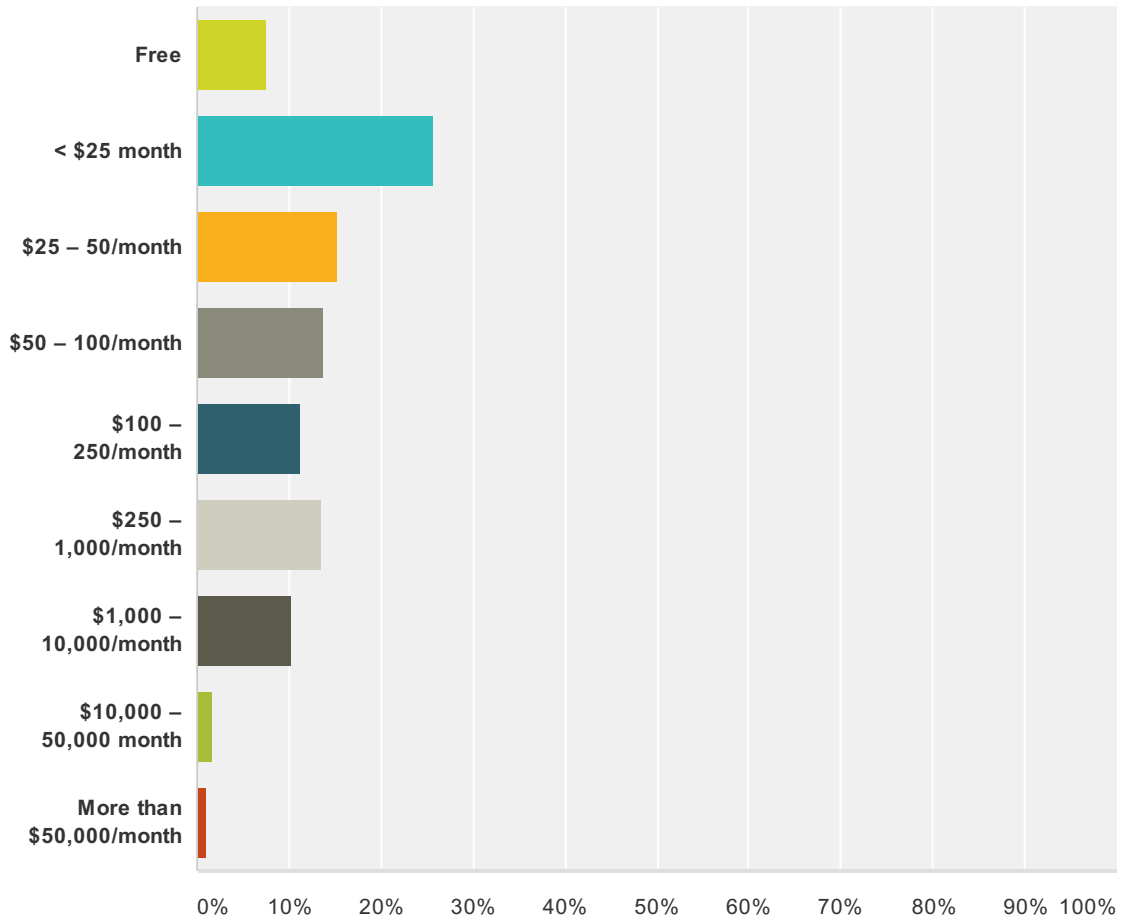
Answered: 347 Skipped: 964



Answer Choices	Responses	
Price	62.82%	218
Customer Support	6.63%	23
Uptime / Stability	21.90%	76
Lack of knowledge with Ruby on Rails	8.65%	30
<b>Total</b>		<b>347</b>

### Q46 How much are you currently spending on hosting (average per application)?

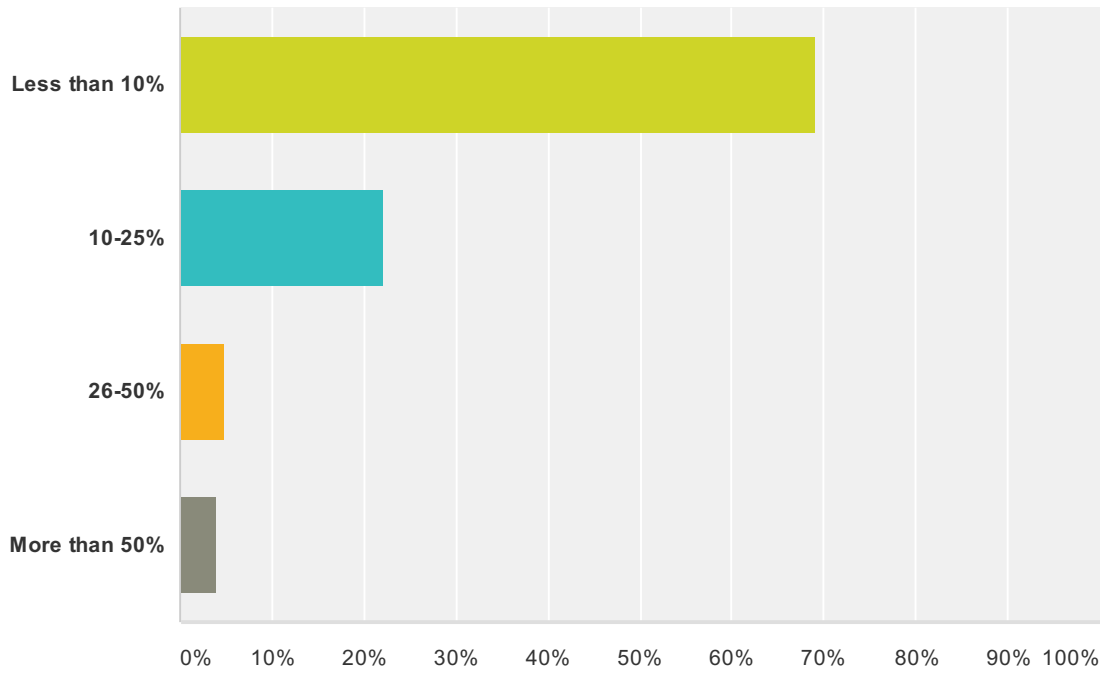
Answered: 1,260 Skipped: 51



Answer Choices	Responses	
Free	7.46%	94
< \$25 month	25.63%	323
\$25 – 50/month	15.32%	193
\$50 – 100/month	13.73%	173
\$100 – 250/month	11.19%	141
\$250 – 1,000/month	13.65%	172
\$1,000 – 10,000/month	10.32%	130
\$10,000 – 50,000 month	1.75%	22
More than \$50,000/month	0.95%	12
<b>Total</b>		<b>1,260</b>

### Q47 How much of your monthly budget is allocated for deployment and hosting expenses?

Answered: 1,203 Skipped: 108

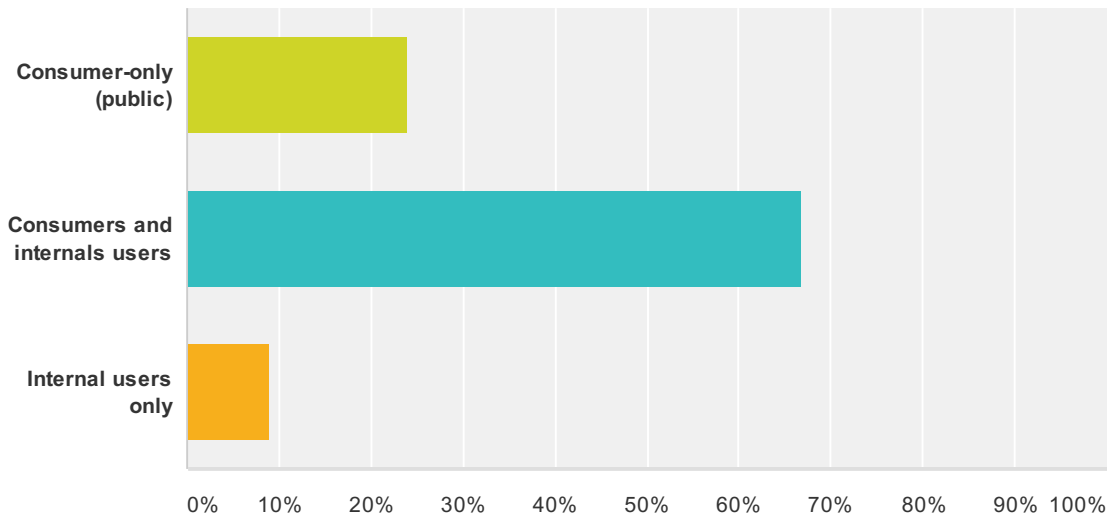


Answer Choices	Responses
Less than 10%	69.08% 831
10-25%	22.11% 266
26-50%	4.90% 59
More than 50%	3.91% 47
<b>Total</b>	<b>1,203</b>



### Q48 Who uses your application?

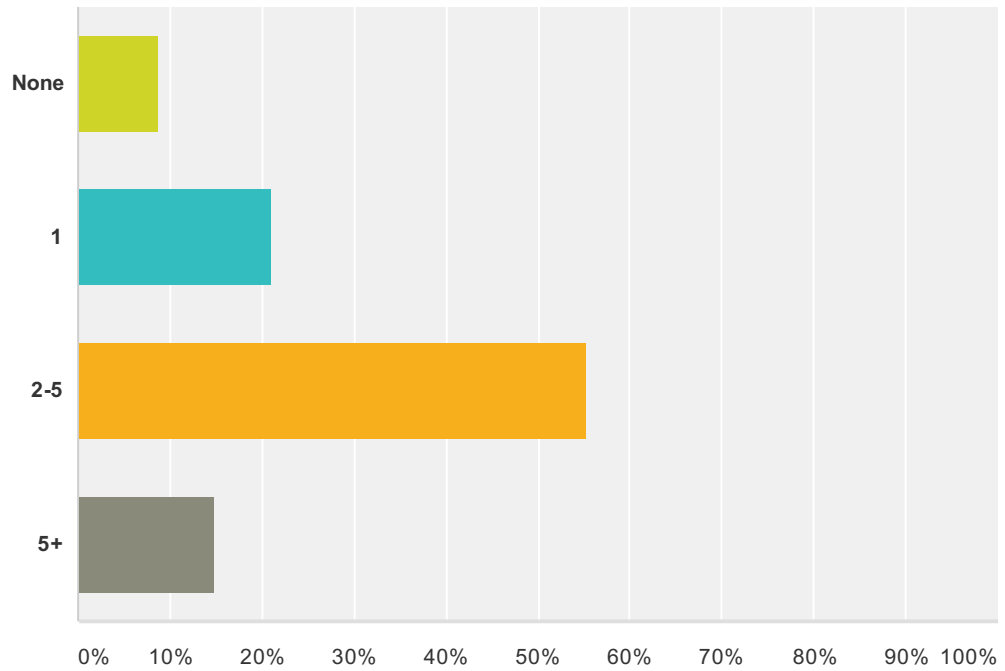
Answered: 1,299 Skipped: 12



Answer Choices	Responses	
Consumer-only (public)	24.10%	313
Consumers and internal users	66.90%	869
Internal users only	9.01%	117
<b>Total</b>		<b>1,299</b>

### Q49 How many new applications will you be deploying this year?

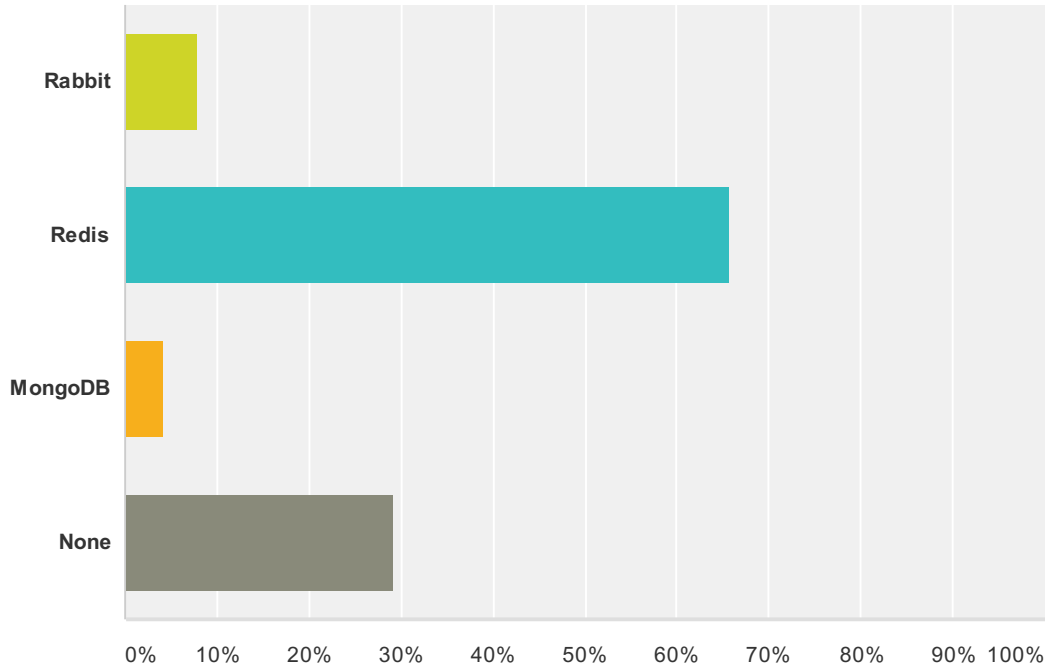
Answered: 1,300 Skipped: 11



Answer Choices	Responses
None	8.69% 113
1	21.15% 275
2-5	55.31% 719
5+	14.85% 193
<b>Total</b>	<b>1,300</b>

## Q50 Which queue management system do you use?

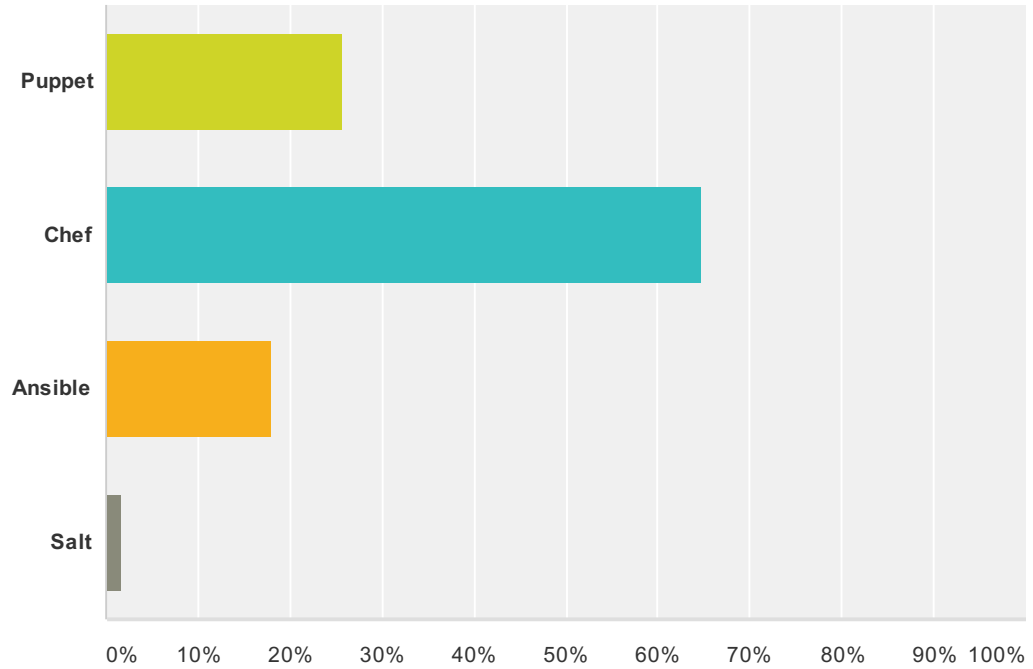
Answered: 1,148 Skipped: 163



Answer Choices	Responses
Rabbit	8.01% 92
Redis	65.68% 754
MongoDB	4.09% 47
None	29.18% 335
<b>Total Respondents: 1,148</b>	

## Q51 Which Configuration Management Tool(s) do you use?

Answered: 583 Skipped: 728



Answer Choices	Responses
Puppet	25.73% 150
Chef	64.67% 377
Ansible	18.01% 105
Salt	1.72% 10
<b>Total Respondents: 583</b>	