









1. How many years have you been developing with Ruby on Rails?			Response Percent	Response Count
Less than 1 year			12.8%	160
1-2 years			29.0%	362
2-3 years			34.7%	433
More than 3 years			23.5%	293
			<i>answered question</i>	1,248
			<i>skipped question</i>	3

2. How many years have you been developing with Ruby?			Response Percent	Response Count
Less than 1 year			11.4%	142
1-2 years			27.6%	344
2-3 years			33.3%	415
More than 3 years			27.6%	344
			<i>answered question</i>	1,245
			<i>skipped question</i>	6



3. How many Ruby on Rails applications have you deployed?

		Response Percent	Response Count
None (yet)		3.8%	47
1		10.3%	129
2-5		47.4%	591
More than 5		38.5%	480
answered question			1,247
skipped question			4

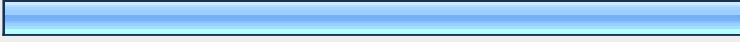

4. How would you describe yourself?

		Response Percent	Response Count
Web Designer		18.4%	222
Web Developer		94.6%	1,141
System Administrator		36.3%	438
Project Manager		27.1%	327
PHB (point-haired boss) ;)		8.5%	102
		Other (please specify)	98
answered question			1,206
skipped question			45

5. Have you deployed any dynamic web applications with any other languages/frameworks?

		Response Percent	Response Count
No		12.7%	158
Yes		87.3%	1,086
<i>answered question</i>			1,244
<i>skipped question</i>			7

6. If yes, would you say that it has been easier or harder to deploy Ruby on Rails applications compared to other languages/frameworks?

		Response Percent	Response Count
Easier		49.3%	540
Harder		50.7%	555
<i>answered question</i>			1,095
<i>skipped question</i>			156



7. How often do you deploy updated versions of your Ruby on Rails applications?

		Response Percent	Response Count
Almost daily (a lot)		13.1%	162
A few times a week		29.3%	363
A few times a month		37.9%	470
Less than once a month		12.1%	150
Very rarely		7.6%	94
		answered question	1,239
		skipped question	12







8. How many applications are you currently responsible for deployment management?

		Response Percent	Response Count
1		19.7%	245
2-5		62.6%	777
6-15		13.1%	162
15+		4.6%	57
		answered question	1,241
		skipped question	10




9. Do you use a source control management system (SCM)?

		Response Percent	Response Count
No		3.1%	39
Yes		96.9%	1,202
<i>answered question</i>			1,241
<i>skipped question</i>			10



10. If yes, which SCM do you use?

		Response Percent	Response Count
CVS		0.3%	4
SVN		36.1%	427
Git		63.0%	746
SourceSafe		0.3%	3
Team System		0.1%	1
Darcs		0.3%	3
		Other (please specify)	104
<i>answered question</i>			1,184
<i>skipped question</i>			67



11. Where is your source code hosted?

		Response Percent	Response Count
Self-hosted repository		66.4%	761
Github		32.5%	372
Beanstalk		1.1%	13
Other (please specify)			138
		answered question	1,146
		skipped question	105






12. Do you use an automated deployment tool?

		Response Percent	Response Count
Yes		77.4%	958
No		22.6%	280
		answered question	1,238
		skipped question	13






13. If yes, which deployment tool do you use?

		Response Percent	Response Count
Capistrano		97.3%	918
Vlad (the deployer)		2.7%	25
		Other (please specify)	40
		answered question	943
		skipped question	308




14. Which database do you typically use in production?

		Response Percent	Response Count
MySQL		82.5%	1,010
PostgreSQL		14.7%	180
SQLite		1.8%	22
Oracle		0.7%	9
CouchDB		0.2%	3
		Other (please specify)	44
		answered question	1,224
		skipped question	27




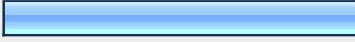
15. Which database would you prefer to use in production? (some hosts don't offer many options besides MySQL)

		Response Percent	Response Count
MySQL		64.5%	770
PostgreSQL		28.3%	338
SQLite		2.3%	27
Oracle		1.5%	18
CouchDB		3.4%	41
		Other (please specify)	22
		answered question	1,194
		skipped question	57





16. Which operating system do you develop your applications on?




		Response Percent	Response Count
Mac OSX		68.0%	839
Linux/Unix-variant		25.4%	314
Windows		6.6%	81
		Other (please specify)	32
		answered question	1,234
		skipped question	17



17. How would you rate your competence with working from the command line (BASH, SSH, etc.)?




		Response Percent	Response Count
Novice		4.0%	50
Competent		28.5%	355
Proficient		44.1%	548
Expert		23.4%	291
		answered question	1,244
		skipped question	7



18. How would you rate your competence with Unix-based operating systems (Linux, BSD, etc.)?

		Response Percent	Response Count
Novice		6.4%	79
Competent		31.2%	387
Proficient		40.9%	507
Expert		21.6%	268
		answered question	1,241
		skipped question	10




19. How many people have access/credentials to deploy your application(s)?			Response Percent	Response Count
1 person (just me)			42.9%	533
2-4 people			51.9%	644
5+			5.2%	65
			<i>answered question</i>	1,242
			<i>skipped question</i>	9

20. Do you catch and track Application Exceptions in production?			Response Percent	Response Count
No			30.9%	380
Yes			69.1%	851
			<i>answered question</i>	1,231
			<i>skipped question</i>	20




21. If yes, which tool do you use?			
		Response Percent	Response Count
ExceptionNotifier plugin		59.0%	469
Exceptional (http://getexceptional.com/)		4.3%	34
Hoptoad (http://hoptoadapp.com/)		36.7%	292
	Other (please specify)		86
	answered question		795
	skipped question		456

22. Do you use any performance monitoring tools in production?			
		Response Percent	Response Count
No		63.7%	786
Yes		36.3%	448
	answered question		1,234
	skipped question		17





23. If yes, which performance monitoring tool do you use?

		Response Percent	Response Count
New Relic		74.4%	294
Five Runs		17.5%	69
Scout		8.1%	32
		Other (please specify)	65
		answered question	395
		skipped question	856

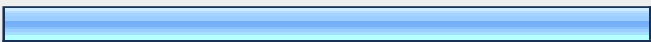


24. Do you use any uptime monitoring tools in production?

		Response Percent	Response Count
Nagios (self-hosted/managed)		20.4%	218
Pingdom		11.7%	125
I don't use one		67.9%	726
		Other (please specify)	145
		answered question	1,069
		skipped question	182




25. Which web server do you typically use in production?

		Response Percent	Response Count
Apache		71.9%	873
Nginx		25.4%	309
Lighttpd		2.5%	30
Microsoft IIS		0.2%	3
		Other (please specify)	49
		answered question	1,215
		skipped question	36




26. Which of the following are you using in production?

		Response Percent	Response Count
Mongrel		43.1%	493
FastCGI		5.2%	59
Passenger (mod_rails)		51.7%	592
		Other (please specify)	153
		answered question	1,144
		skipped question	107







27. Do you use any of the following monitoring tools to keep your application running?





		Response Percent	Response Count
Monit		26.9%	317
God		13.9%	164
I don't use one		59.1%	696
		Other (please specify)	44
		answered question	1,177
		skipped question	74



28. How happy are you with your current deployment process?

		Response Percent	Response Count
Hate it (need to change this asap)		6.5%	81
Content (it works, but there is room for improvement)		65.3%	812
Happy (it's working great right now)		28.2%	350
		answered question	1,243
		skipped question	8





29. What type of hosting do you currently have for your application?

		Response Percent	Response Count
Self-hosted (you manage the hardware, servers, everything)		33.0%	392
Shared hosting (Dreamhost, Site5, etc. - several customers per machine)		10.7%	127
Cloud Computing (Amazon)		6.4%	76
Basic VPS (Slicehost, Linode, etc.)		36.0%	428
Rails VPS (Rails Boxcar, Joyent, Blue Box, etc.)		6.6%	79
Managed hosting (one to many servers per application, paying a hosting company to keep our application up and running)		7.2%	86
		Other (please specify)	135
		answered question	1,188
		skipped question	63




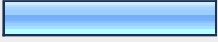





30. What is your ideal hosting environment?			Response Percent	Response Count
Give me a power cable and an Internet connection and get out of my way!			19.0%	235
Basic OS install only, I'll handle the rest			41.5%	512
Basic Rails stack pre-installed (including a database), I'll handle the gems			21.5%	265
Just tell me what to put in my deploy.rb and let me get back to work			18.1%	223
			<i>answered question</i>	1,235
			<i>skipped question</i>	16

31. Are you happy with your current hosting provider/solution?			Response Percent	Response Count
Yes			83.9%	1,038
No			16.1%	199
			care to comment?	220
			<i>answered question</i>	1,237
			<i>skipped question</i>	14





32. If not, what is your biggest concern?

		Response Percent	Response Count
Price		38.6%	144
Customer Support		15.3%	57
Uptime / Stability		30.3%	113
Lack of knowledge with Ruby on Rails		15.8%	59
		Other (please specify)	40
		<i>answered question</i>	373
		<i>skipped question</i>	878




33. How much are you currently spending on hosting (average per application)?

		Response Percent	Response Count
Free		6.2%	75
< \$25 month		26.3%	316
\$25 – 50/month		22.5%	270
\$50 – 100/month		14.1%	169
\$100 – 250/month		11.1%	134
\$250 – 1,000/month		11.6%	139
\$1,000 – 10,000/month		7.4%	89
\$10,000 – 50,000 month		0.7%	9
More than \$50,000/month		0.1%	1
		answered question	1,202
		skipped question	49




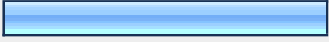
34. How much of your monthly budget is allocated for deployment and hosting expenses?

		Response Percent	Response Count
Less than 10%		71.3%	823
10-25%		19.1%	220
26-50%		4.0%	46
More than 50%		5.6%	65
		answered question	1,154
		skipped question	97




35. Who uses your application?

		Response Percent	Response Count
Consumer-only (public)		30.0%	371
Consumers and internal users		58.6%	724
Internal users only		11.3%	140
		answered question	1,235
		skipped question	16


36. How many new applications will you be deploying this year?

		Response Percent	Response Count
None		5.7%	71
1		18.6%	231
2-5		54.2%	671
5+		21.5%	266
		<i>answered question</i>	1,239
		<i>skipped question</i>	12

37. How long did it take you to fill out this survey?

		Response Percent	Response Count
Less than 5 minutes		75.6%	934
5-10 minutes		23.4%	289
More than 10 minutes		1.1%	13
		<i>answered question</i>	1,236
		<i>skipped question</i>	15

38. So, can Rails scale? ;)

		Response Percent	Response Count
Yes		100.0%	1,135
		<i>answered question</i>	1,135
		<i>skipped question</i>	116