








1. Did you take the previous Rails hosting survey back in 2009?

		Response Percent	Response Count
Yes		23.2%	301
No		76.8%	997
		answered question	1,298
		skipped question	8

2. How many years have you been developing with Ruby on Rails?

		Response Percent	Response Count
Less than 1 year		11.0%	144
1-2 years		16.5%	215
2-3 years		17.4%	227
3-5 years		29.8%	388
More than 5 years		25.3%	330
		answered question	1,304
		skipped question	2







3. How many Ruby on Rails applications have you deployed?

		Response Percent	Response Count
None (yet)		1.6%	21
1		5.7%	74
2-5		41.1%	534
6-15		33.1%	429
15+		18.5%	240
answered question			1,298
skipped question			8



4. How many Ruby (non-Rails, e.g., Sinatra) application have you deployed?

		Response Percent	Response Count
None (yet)		37.0%	480
1		13.9%	180
2-5		35.6%	462
6-15		8.2%	106
15+		5.5%	71
answered question			1,299
skipped question			7



5. What versions of Ruby are you using in your applications?

		Response Percent	Response Count
Ruby 1.8.6		5.8%	75
Ruby 1.8.7 (REE or MRI)		52.9%	690
Ruby 1.9.2		47.9%	625
Ruby 1.9.3		78.4%	1,022
Rubinius		1.4%	18
JRuby		9.8%	128
		answered question	1,304
		skipped question	2







6. Are you using a Ruby version manager in production?

		Response Percent	Response Count
Yes		63.0%	818
No		37.0%	481
		answered question	1,299
		skipped question	7








7. If yes, what are you using? (choose all that apply)

		Response Percent	Response Count
RVM		86.7%	729
rbenv		23.8%	200
Other (please specify)			9
answered question			841
skipped question			465



8. What versions of Rails are you using in your applications?

		Response Percent	Response Count
Rails 1.x		3.1%	40
Rails 2.1.x		4.3%	56
Rails 2.3.x		45.4%	592
Rails 3.0		37.4%	488
Rails 3.1		42.0%	548
Rails 3.2		85.8%	1,119
answered question			1,304
skipped question			2

9. How would you describe yourself?

		Response Percent	Response Count
Web Designer		13.6%	174
Web Developer		93.6%	1,197
System Administrator		22.8%	291
DevOps		23.8%	304
Project Manager		21.1%	270
Client		0.5%	7
PHB (pointy-haired boss) ;)		7.5%	96
	Other (please specify)		44
		answered question	1,279
		skipped question	27



10. Have you deployed any dynamic web applications with any other languages/frameworks?

		Response Percent	Response Count
No		37.7%	489
Yes		62.3%	808
		answered question	1,297
		skipped question	9






11. If yes, what are they? (Example: Django, Node.js, etc.)

	Response Count
	767
answered question	767
skipped question	539





12. If yes, would you say that it has been easier or harder to deploy Ruby on Rails applications compared to other languages/frameworks?

		Response Percent	Response Count
Easier		67.2%	577
Harder		32.8%	281
	answered question		858
	skipped question		448



13. How often do you deploy updated versions of your Ruby on Rails applications?

		Response Percent	Response Count
Almost daily (a lot)		26.3%	341
A few times a week		33.2%	431
A few times a month		28.6%	372
Less than once a month		8.5%	110
Very rarely		3.5%	45
	answered question		1,299
	skipped question		7





14. How many applications are you currently responsible for deployment management?

		Response Percent	Response Count
1		15.2%	196
2-5		60.9%	787
6-15		17.9%	231
15+		6.1%	79
answered question			1,293
skipped question			13

15. Do you use a source control management system (SCM)?

		Response Percent	Response Count
Yes		98.8%	1,286
No		1.2%	15
answered question			1,301
skipped question			5





16. If yes, which SCM do you use?

		Response Percent	Response Count
CVS		0.0%	0
SVN		3.7%	48
Git		94.7%	1,221
Mercurial		1.5%	19
SourceSafe		0.0%	0
Team System		0.1%	1
Darcs		0.0%	0
	Other (please specify)		8

answered question 1,289

skipped question 17



17. Where is your source code hosted?

		Response Percent	Response Count
Self-hosted repository		31.1%	388
Github		61.9%	773
BitBucket		6.5%	81
Beanstalk		0.6%	7
	Other (please specify)		85





answered question 1,249

skipped question 57








18. Do you use an automated deployment tool?

		Response Percent	Response Count
Yes		85.3%	1,105
No		14.7%	190
answered question			1,295
skipped question			11








19. If yes, which deployment tool do you use?

		Response Percent	Response Count
Capistrano		73.8%	779
Vlad (the deployer)		1.9%	20
Continuous Deployment		2.3%	24
Git		22.0%	232
Other (please specify)			91
answered question			1,055
skipped question			251

20. Which database do you typically use in production?

		Response Percent	Response Count
MySQL		53.6%	669
PostgreSQL		42.7%	532
SQLite		0.7%	9
Oracle		1.0%	13
CouchDB		0.2%	3
MSSQL		1.3%	16
None		0.4%	5
	Other (please specify)		87
		answered question	1,247
		skipped question	59



21. Which database would you prefer to use in production? (some hosts don't offer many options besides MySQL)

		Response Percent	Response Count
MySQL		31.2%	375
PostgreSQL		63.5%	764
SQLite		1.1%	13
Oracle		0.5%	6
CouchDB		1.2%	15
MSSQL		0.4%	5
Other		2.1%	25

Other (please specify) 76

answered question 1,203
skipped question 103

22. Are you using a NoSQL database?




		Response Percent	Response Count
Yes		45.4%	589
No		54.6%	708

answered question 1,297
skipped question 9





23. If yes, which one(s)?

	Response Count
	577
answered question	577
skipped question	729





24. Which operating system do you develop your applications on?

		Response Percent	Response Count
Mac OS X		72.9%	942
Linux/Unix-variant		25.1%	324
Windows		2.1%	27
	Other (please specify)		17
	answered question		1,293
	skipped question		13




25. How would you rate your competence with working from the command line (BASH, SSH, etc.)?

		Response Percent	Response Count
Novice		4.2%	55
Competent		30.8%	400
Proficient		46.0%	597
Expert		19.0%	246
	answered question		1,298
	skipped question		8



26. How would you rate your competence with Unix-based operating systems (Linux, BSD, etc)?

		Response Percent	Response Count
Novice		5.6%	73
Competent		34.4%	446
Proficient		42.6%	553
Expert		17.3%	225
		answered question	1,297
		skipped question	9




27. How many people have access/credentials to deploy your application(s)?

		Response Percent	Response Count
1 person (just me)		31.4%	408
2-4 people		56.8%	737
5+		11.8%	153
		answered question	1,298
		skipped question	8



28. Do you catch and track Application Exceptions in production?

		Response Percent	Response Count
No		28.9%	373
Yes		71.1%	917
		answered question	1,290
		skipped question	16



29. If yes, which tool do you use?

		Response Percent	Response Count
ExceptionNotifier plugin		36.0%	306
Exceptional (http://getexceptional.com/)		7.5%	64
Airbrake (http://airbrake.io/ ...formerly Hoptoad)		56.4%	479
	Other (please specify)		100
		answered question	849
		skipped question	457




30. Do you use any performance monitoring tools in production?

		Response Percent	Response Count
No		40.7%	527
Yes		59.3%	767
		answered question	1,294
		skipped question	12





31. If yes, which performance monitoring tool do you use?

		Response Percent	Response Count
New Relic		97.0%	714
Scout		3.0%	22
Other (please specify)			49
answered question			736
skipped question			570

32. Do you use any uptime monitoring tools in production?

		Response Percent	Response Count
Nagios (self-hosted/managed)		21.0%	233
Pingdom		25.6%	285
I don't use one		53.4%	594
Other (please specify)			171
answered question			1,112
skipped question			194






33. Which web server do you typically use in production?

		Response Percent	Response Count
Apache		36.1%	444
Nginx		63.6%	783
Lighttpd		0.2%	3
Microsoft IIS		0.1%	1
	Other (please specify)		53

answered question 1,231

skipped question 75




34. Which of the following are you using in production?

		Response Percent	Response Count
Mongrel		3.3%	37
FastCGI		1.1%	12
Passenger (mod_rails)		59.3%	672
Unicorn		35.7%	405
Rainbows!		0.7%	8
	Other (please specify)		131



answered question 1,134

skipped question 172






35. Do you use any of the following monitoring tools to keep your application running?

		Response Percent	Response Count
Monit		23.9%	283
God		12.8%	152
I don't use one		63.3%	750
	Other (please specify)		84
answered question			1,185
skipped question			121




36. Do you use a Continuous Integration Server?

		Response Percent	Response Count
Yes		36.0%	463
No		64.0%	823
answered question			1,286
skipped question			20







37. If yes, which one?

		Response Percent	Response Count
Jenkins		77.6%	315
CI Joe		3.2%	13
Travis CI		31.3%	127
BigTuna		3.4%	14
Integrity		3.0%	12
Other (please specify)			71
answered question			406
skipped question			900






38. How happy are you with your current deployment process?

		Response Percent	Response Count
Hate it (need to change this asap)		4.0%	51
Content (it works, but there is room for improvement)		65.9%	851
Happy (it's working great right now)		30.1%	389
answered question			1,291
skipped question			15



39. What type of hosting do you currently have for your application?

		Response Percent	Response Count
Self-hosted (you manage the hardware, servers, everything)		24.1%	306
Shared hosting (Dreamhost, Site5, etc. - several customers per machine)		2.8%	35
Cloud Computing (Amazon, Heroku, EngineYard Cloud, etc)		43.7%	556
Basic VPS (Slicehost, Linode, etc.)		23.5%	299
Rails VPS (Joyent, BlueBox, etc.)		2.3%	29
Managed hosting (one to many servers per application, paying a hosting company to keep our application up and running)		3.7%	47
		Other (please specify)	61
		answered question	1,272
		skipped question	34





40. What is your ideal hosting environment?

		Response Percent	Response Count
Give me a power cable and an Internet connection and get out of my way!		12.4%	159
Basic OS install only, I'll handle the rest		38.2%	491
Basic Rails stack pre-installed (including a database), I'll handle the gems		11.0%	141
Just tell me what to put in my deploy.rb and let me get back to work		9.6%	123
Everything in the cloud!		29.0%	373
		answered question	1,287
		skipped question	19










41. Are you happy with your current hosting provider/solution?

		Response Percent	Response Count
Yes		83.9%	1,076
No		16.1%	207
		care to comment?	156
		answered question	1,283
		skipped question	23





42. If not, what is your biggest concern?

		Response Percent	Response Count
Price		44.4%	167
Customer Support		10.9%	41
Uptime / Stability		31.9%	120
Lack of knowledge with Ruby on Rails		12.8%	48
Other (please specify)			27
answered question			376
skipped question			930




43. How much are you currently spending on hosting (average per application)?

		Response Percent	Response Count
Free		10.8%	133
< \$25 month		22.3%	275
\$25 – 50/month		17.8%	220
\$50 – 100/month		12.8%	158
\$100 – 250/month		11.0%	136
\$250 – 1,000/month		13.8%	171
\$1,000 – 10,000/month		9.1%	112
\$10,000 – 50,000 month		1.9%	23
More than \$50,000/month		0.6%	7
answered question			1,235
skipped question			71





44. How much of your monthly budget is allocated for deployment and hosting expenses?

		Response Percent	Response Count
Less than 10%		70.5%	830
10-25%		21.1%	248
26-50%		5.0%	59
More than 50%		3.4%	40
		answered question	1,177
		skipped question	129




45. Who uses your application?

		Response Percent	Response Count
Consumer-only (public)		25.7%	331
Consumers and internals users		64.7%	833
Internal users only		9.6%	123
		answered question	1,287
		skipped question	19

46. How many new applications will you be deploying this year?

		Response Percent	Response Count
None		6.2%	80
1		20.0%	257
2-5		57.4%	737
5+		16.4%	210
answered question			1,284
skipped question			22

47. How long did it take you to fill out this survey?

		Response Percent	Response Count
Less than 5 minutes		60.4%	781
5-10 minutes		38.3%	495
More than 10 minutes		1.4%	18
answered question			1,294
skipped question			12

48. Would you like to be notified by email when we post the results of this survey? (this is optional) If so, please provide your email address and we'll email you at that time. Your email address will not be shared or published, and will only be used for the purpose of notifying you of the available results.

	Response Count
	748
answered question	748
skipped question	558

49. Do you feel like we left out any questions?

	Response Count
	185
answered question	185
skipped question	1,121